

Q1 How many days have you been in treatment at PACE Recovery?

Answered: 23 Skipped: 0

Q2 Name of your Case Manager

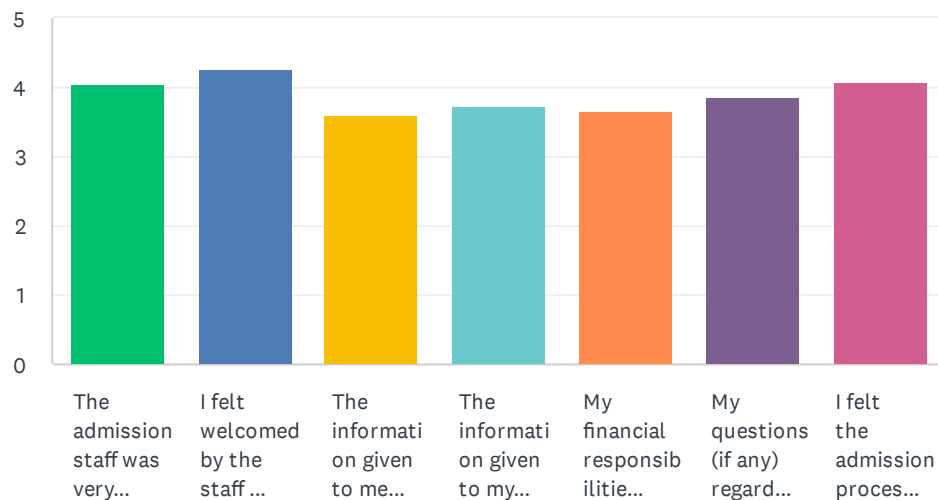
Answered: 23 Skipped: 0

Q3 Date of your discharge (if you have not discharged write -Pending-)

Answered: 22 Skipped: 1

Q4 During my admission to PACE Recovery:

Answered: 23 Skipped: 0



Client Satisfaction Survey

	STRONGLY DISAGREE	DISAGREE	NEITHER DISAGREE NOR AGREE	AGREE	STRONGLY AGREE	TOTAL	WEIGHTED AVERAGE
The admission staff was very professional	4.35% 1	0.00% 0	4.35% 1	69.57% 16	21.74% 5	23	4.04
I felt welcomed by the staff and soon felt at ease.	4.35% 1	0.00% 0	4.35% 1	47.83% 11	43.48% 10	23	4.26
The information given to me helped prepare me for treatment.	4.35% 1	17.39% 4	13.04% 3	43.48% 10	21.74% 5	23	3.61
The information given to my family/significant others was informative and helpful.	4.35% 1	13.04% 3	8.70% 2	52.17% 12	21.74% 5	23	3.74
My financial responsibilities were clearly explained.	8.70% 2	4.35% 1	26.09% 6	34.78% 8	26.09% 6	23	3.65
My questions (if any) regarding admission documents were clearly and concisely answered.	8.70% 2	4.35% 1	8.70% 2	47.83% 11	30.43% 7	23	3.87
I felt the admission process was brief and straight forward.	4.35% 1	4.35% 1	4.35% 1	52.17% 12	34.78% 8	23	4.09

Q5 What, if anything, would you change about the admission process?

Answered: 10 Skipped: 13

Q6 The Staff at PACE Recovery:

Answered: 23 Skipped: 0



Client Satisfaction Survey

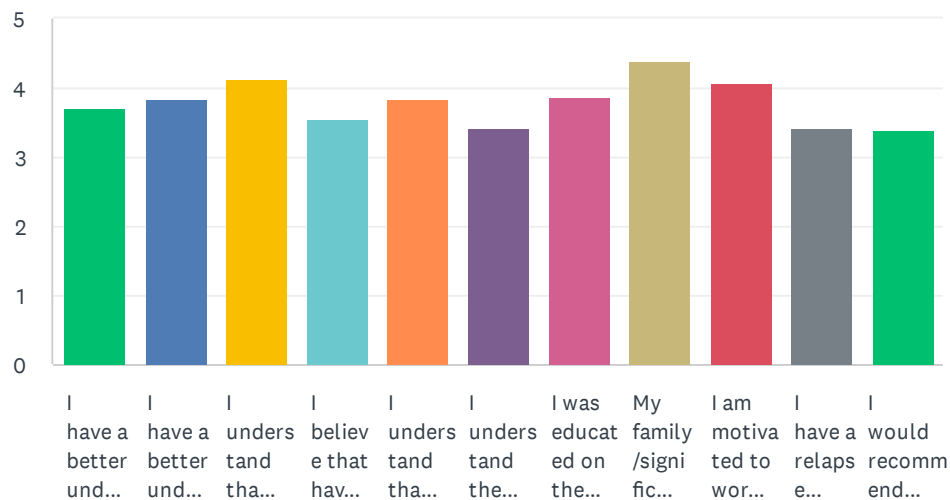
	STRONGLY DISAGREE	DISAGREE	NEITHER DISAGREE NOR AGREE	AGREE	STRONGLY AGREE	TOTAL	WEIGHTED AVERAGE
Treated me in a very professional manner.	4.35% 1	0.00% 0	0.00% 0	65.22% 15	30.43% 7	23	4.17
Seemed competent in their areas of specialty	4.35% 1	0.00% 0	4.35% 1	60.87% 14	30.43% 7	23	4.13
Took time to provide personal help when I needed it.	4.35% 1	4.35% 1	13.04% 3	34.78% 8	43.48% 10	23	4.09
Adequately addressed my health and medical concerns.	4.35% 1	0.00% 0	21.74% 5	30.43% 7	43.48% 10	23	4.09
Helped me to better understand the treatment process.	4.35% 1	8.70% 2	17.39% 4	34.78% 8	34.78% 8	23	3.87
Treated me with respect and dignity.	4.35% 1	0.00% 0	21.74% 5	34.78% 8	39.13% 9	23	4.04
Ensured I met with a Psychiatrist within 72 hours of my admission.	4.35% 1	0.00% 0	0.00% 0	39.13% 9	56.52% 13	23	4.43
My counselor was competent and knowledgeable of the disease of addiction.	4.35% 1	0.00% 0	8.70% 2	43.48% 10	43.48% 10	23	4.22

Q7 What, if anything, would you change about your experience with the Clinical and Medical Services?

Answered: 6 Skipped: 17

Q8 As a result of my treatment at PACE Recovery:

Answered: 23 Skipped: 0



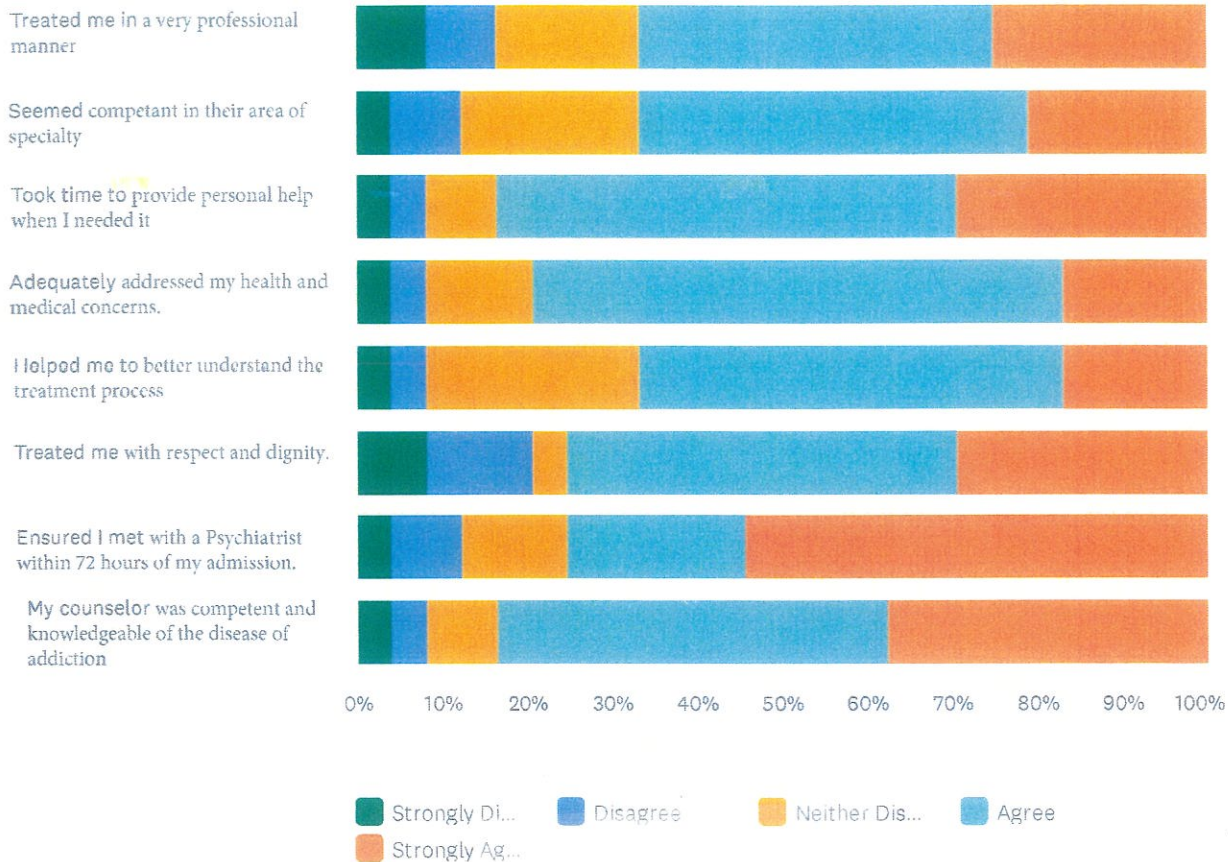
Client Satisfaction Survey

	STRONGLY DISAGREE	DISAGREE	NEITHER DISAGREE NOR AGREE	AGREE	STRONGLY AGREE	TOTAL	WEIGHTED AVERAGE
I have a better understanding of the disease of addiction.	4.35% 1	17.39% 4	13.04% 3	34.78% 8	30.43% 7	23	3.70
I have a better understanding of the negative consequences of my addiction.	4.35% 1	8.70% 2	17.39% 4	39.13% 9	30.43% 7	23	3.83
I understand that I am responsible for my recovery.	4.35% 1	4.35% 1	4.35% 1	47.83% 11	39.13% 9	23	4.13
I believe that having a sponsor is essential to my recovery.	18.18% 4	4.55% 1	18.18% 4	22.73% 5	36.36% 8	22	3.55
I understand that I can never drink or use mind altering chemicals.	4.35% 1	4.35% 1	30.43% 7	26.09% 6	34.78% 8	23	3.83
I understand the importance of my higher power in my recovery.	13.04% 3	13.04% 3	13.04% 3	39.13% 9	21.74% 5	23	3.43
I was educated on the 12-step principles and traditions.	4.35% 1	8.70% 2	13.04% 3	43.48% 10	30.43% 7	23	3.87
My family/significant other is supportive of my recovery.	4.35% 1	0.00% 0	8.70% 2	26.09% 6	60.87% 14	23	4.39
I am motivated to work to maintain my recovery.	4.35% 1	0.00% 0	26.09% 6	21.74% 5	47.83% 11	23	4.09
I have a relapse prevention plan.	4.35% 1	30.43% 7	4.35% 1	39.13% 9	21.74% 5	23	3.43
I would recommend PACE Recovery to others.	13.04% 3	17.39% 4	8.70% 2	39.13% 9	21.74% 5	23	3.39

Client Satisfaction Survey

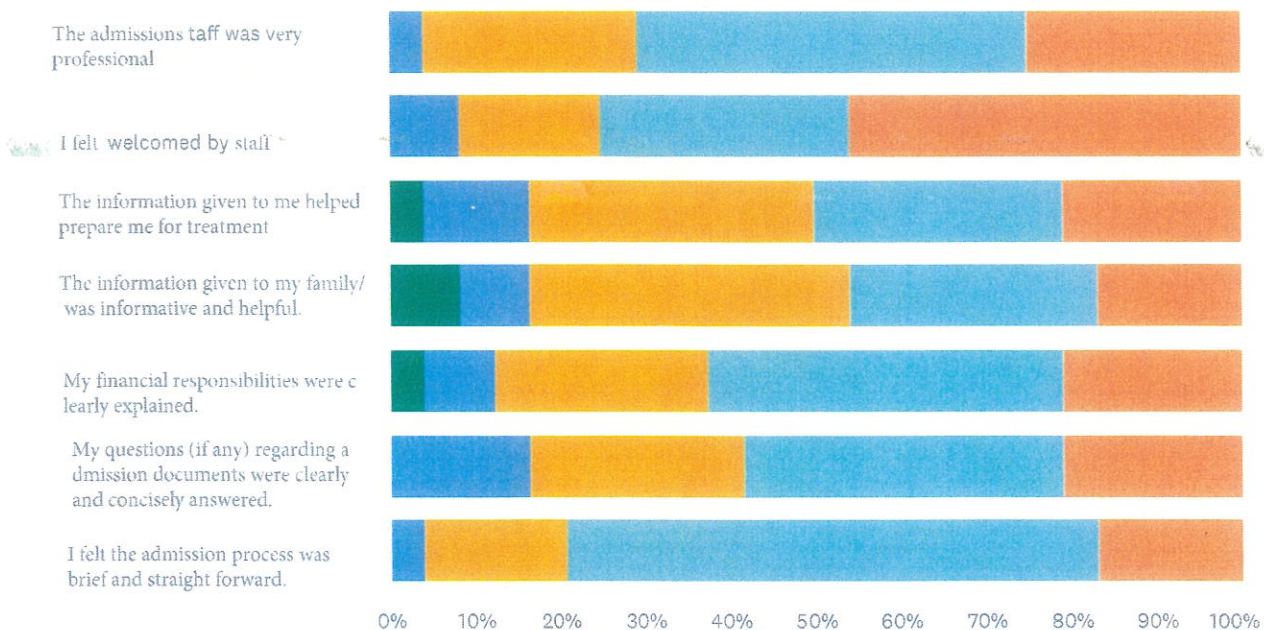
Q3 The Staff at PACE Recovery:

Answered: 24 Skipped: 0



Q2 During my admission to PACE Recovery:

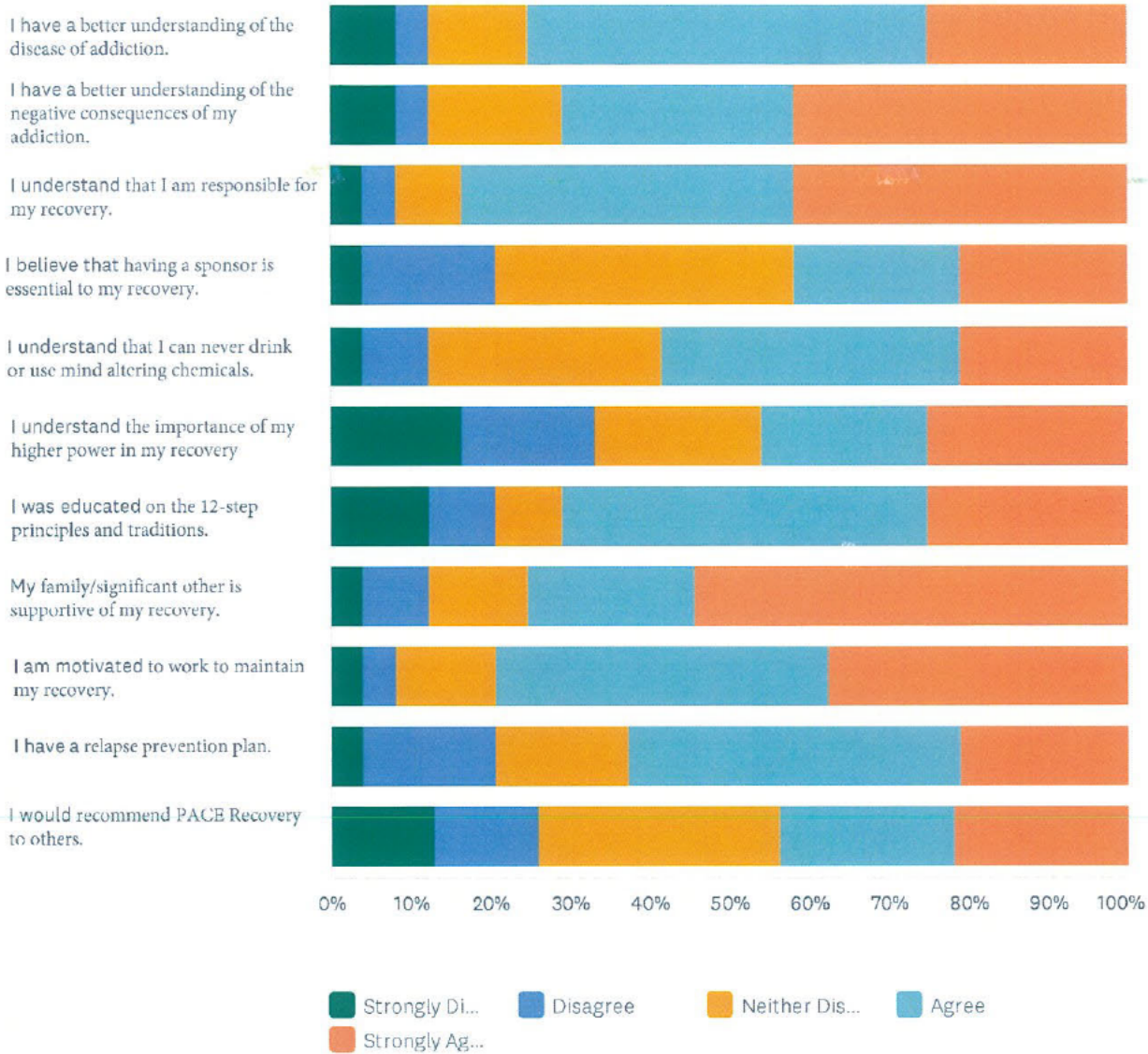
Answered: 24 Skipped: 0



Client Satisfaction Survey

Q4 As a result of my treatment at PACE Recovery:

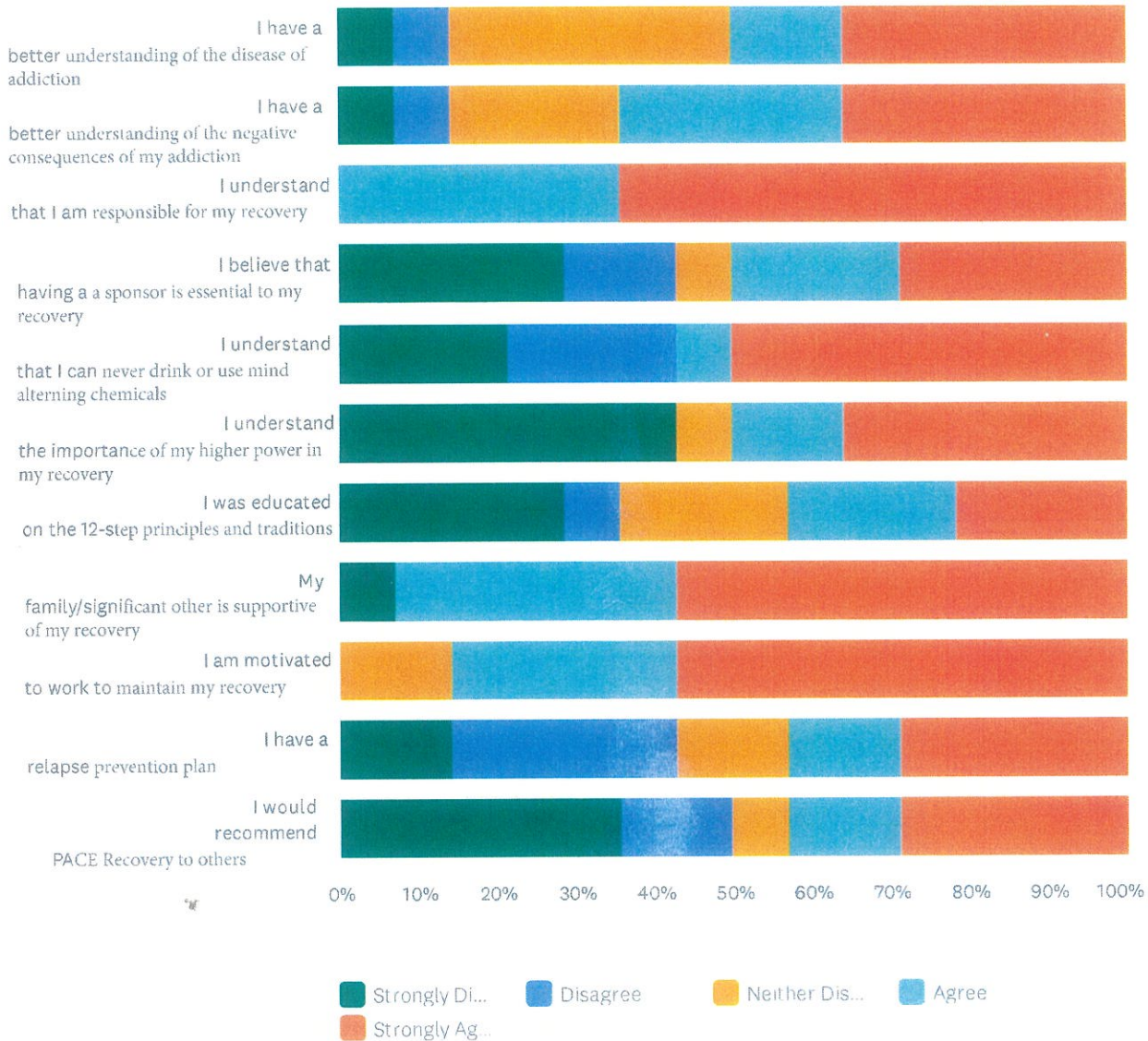
Answered: 24 Skipped: 0



Client Satisfaction Survey

Q4 As a result of my treatment at PACE Recovery:

Answered: 14 Skipped: 2



Q5 Is the PACE Recovery website easy to use?

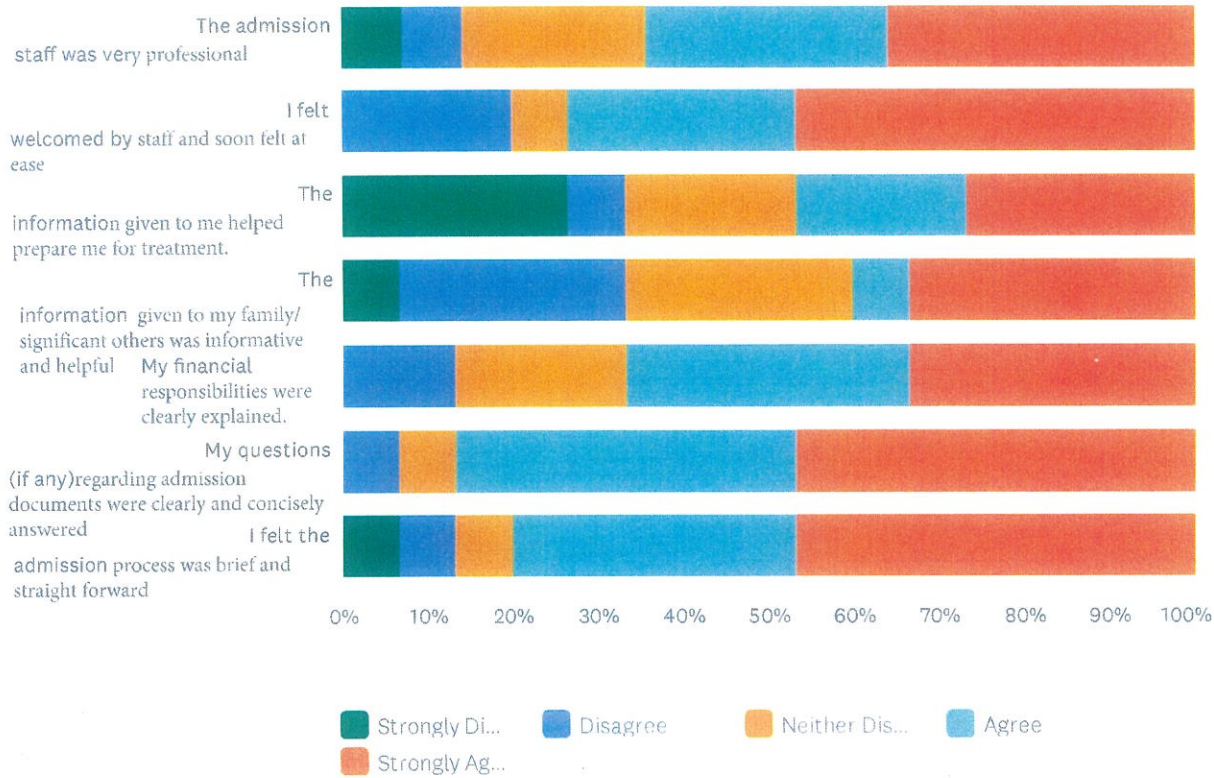
Answered: 14 Skipped: 2



Client Satisfaction Survey

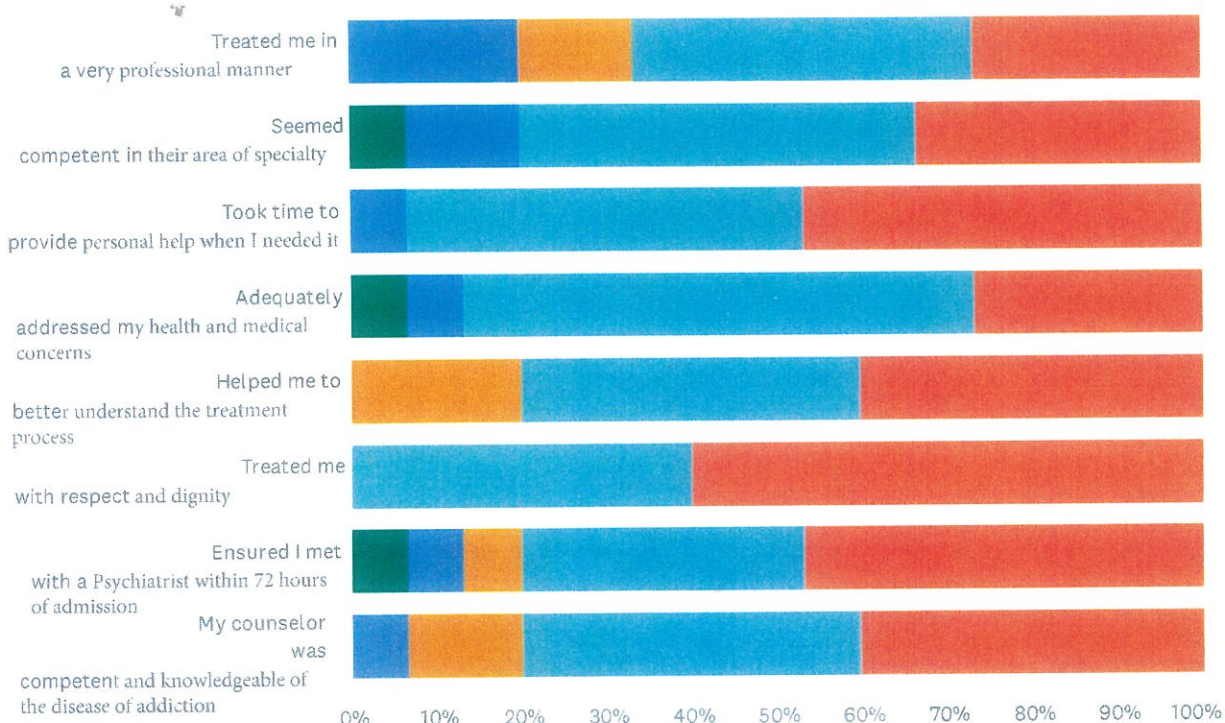
Q2 During my admission to PACE Recovery:

Answered: 15 Skipped: 1



Q3 The Staff at PACE Recovery:

Answered: 15 Skipped: 1

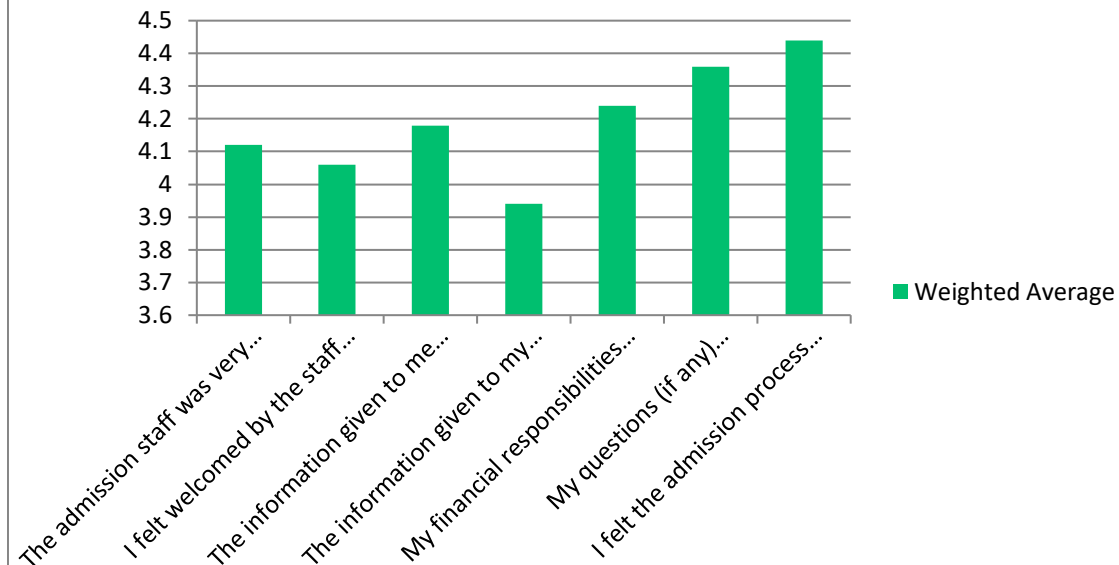


Copy of Client Satisfaction Survey 2021 Q 3

During my admission to PACE Recovery:

	Strongly Disagree		Disagree		Neither Disag
The admission staff was very professional	0.00%	0	11.76%	2	17.65%
I felt welcomed by the staff and soon felt at ease.	0.00%	0	11.76%	2	17.65%
The information given to me helped prepare me for treatment.	0.00%	0	11.76%	2	11.76%
The information given to my family/significant others was informativ	0.00%	0	11.11%	2	27.78%
My financial responsibilities were clearly explained.	0.00%	0	5.88%	1	17.65%
My questions (if any) regarding admission documents were clearly	0.00%	0	7.14%	1	14.29%
I felt the admission process was brief and straight forward.	0.00%	0	5.56%	1	11.11%

During my admission to PACE Recovery:



ree Nor Agree	Agree	Strongly Agree	Total	Weighted Average		
3	17.65%	3	52.94%	9	17	4.12
3	23.53%	4	47.06%	8	17	4.06
2	23.53%	4	52.94%	9	17	4.18
5	16.67%	3	44.44%	8	18	3.94
3	23.53%	4	52.94%	9	17	4.24
2	14.29%	2	64.29%	9	14	4.36
2	16.67%	3	66.67%	12	18	4.44
Answered					18	
Skipped					0	

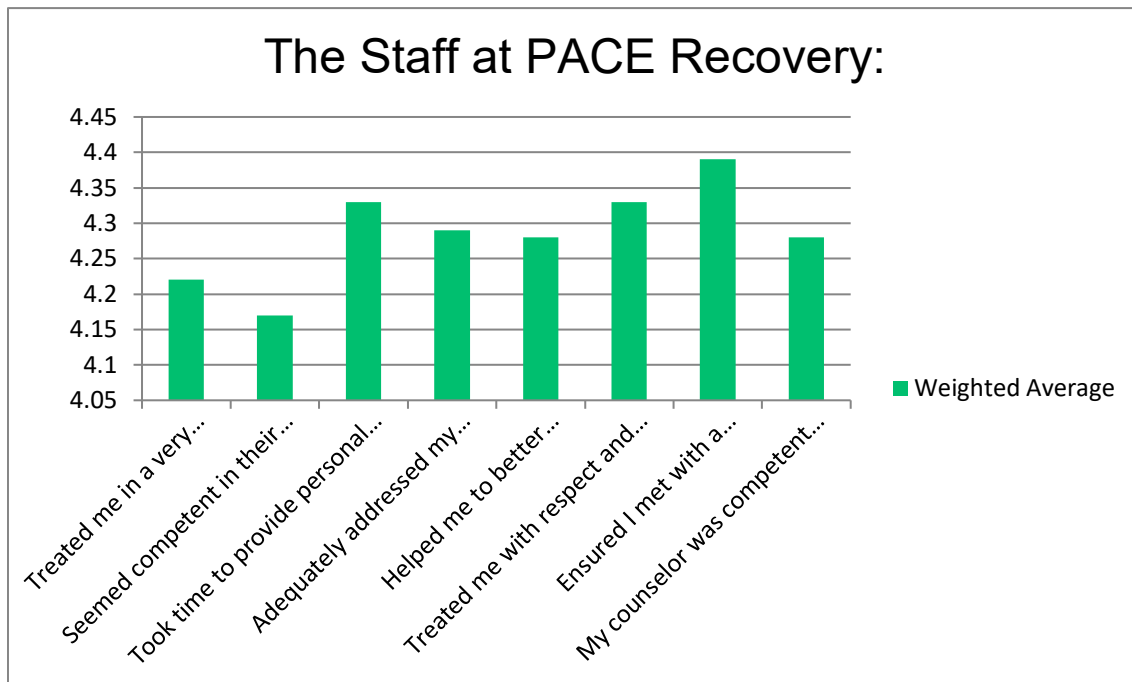
What, if anything, would you change about the admission process?

Answered 0

Skipped 18

The Staff at PACE Recovery:

	Strongly Disagree		Disagree		Neither Disag
Treated me in a very professional manner.	0.00%	0	11.11%	2	11.11%
Seemed competent in their areas of specialty	0.00%	0	5.56%	1	16.67%
Took time to provide personal help when I needed it.	0.00%	0	5.56%	1	5.56%
Adequately addressed my health and medical concerns.	0.00%	0	5.88%	1	5.88%
Helped me to better understand the treatment process.	0.00%	0	5.56%	1	16.67%
Treated me with respect and dignity.	0.00%	0	5.56%	1	5.56%
Ensured I met with a Psychiatrist within 72 hours of my admission.	0.00%	0	5.56%	1	11.11%
My counselor was competent and knowledgeable of the disease of	0.00%	0	5.56%	1	11.11%



ree Nor Agree	Agree	Strongly Agree	Total	Weighted Average		
2	22.22%	4	55.56%	10	18	4.22
3	33.33%	6	44.44%	8	18	4.17
1	38.89%	7	50.00%	9	18	4.33
1	41.18%	7	47.06%	8	17	4.29
3	22.22%	4	55.56%	10	18	4.28
1	38.89%	7	50.00%	9	18	4.33
2	22.22%	4	61.11%	11	18	4.39
2	33.33%	6	50.00%	9	18	4.28
Answered					18	
Skipped					0	

What, if anything, would you change about your experience with the Clinical and Medical Services?

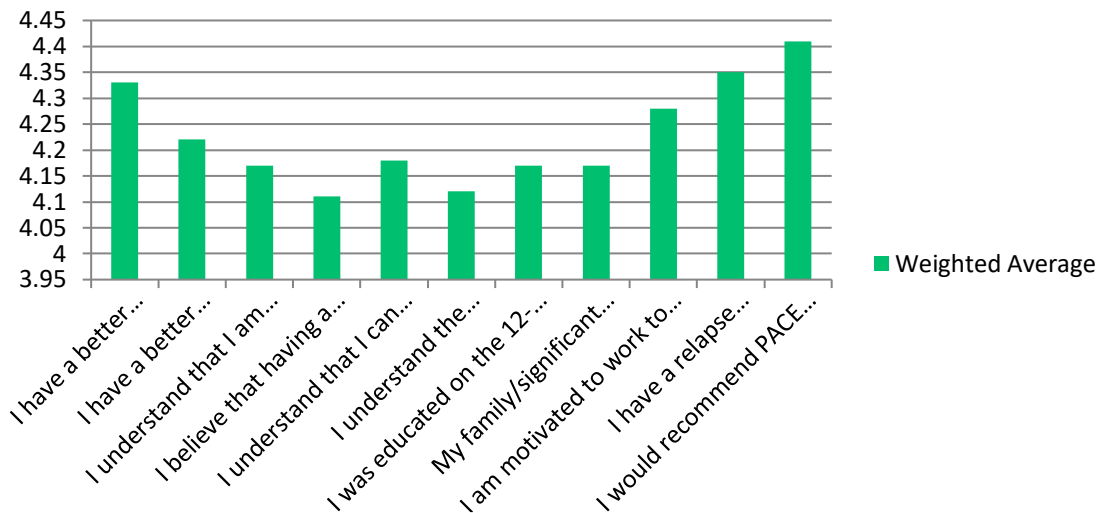
Answered 0

Skipped 18

As a result of my treatment at PACE Recovery:

	Strongly Disagree		Disagree		Neither Disagree	
I have a better understanding of the disease of addiction.	0.00%	0	5.56%	1	11.11%	
I have a better understanding of the negative consequences of my	0.00%	0	5.56%	1	5.56%	
I understand that I am responsible for my recovery.	0.00%	0	5.56%	1	16.67%	
I believe that having a sponsor is essential to my recovery.	0.00%	0	11.11%	2	11.11%	
I understand that I can never drink or use mind altering chemicals.	0.00%	0	5.88%	1	17.65%	
I understand the importance of my higher power in my recovery.	0.00%	0	11.76%	2	11.76%	
I was educated on the 12-step principles and traditions.	0.00%	0	11.11%	2	11.11%	
My family/significant other is supportive of my recovery.	0.00%	0	11.11%	2	5.56%	
I am motivated to work to maintain my recovery.	0.00%	0	11.11%	2	5.56%	
I have a relapse prevention plan.	0.00%	0	11.76%	2	5.88%	
I would recommend PACE Recovery to others.	0.00%	0	5.88%	1	5.88%	

As a result of my treatment at PACE Recovery:

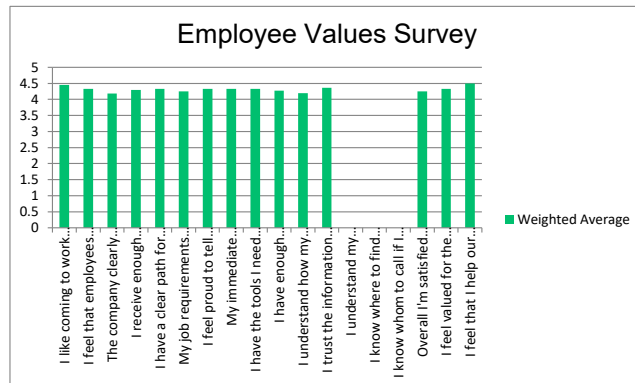


ree Nor Agree	Agree		Strongly Agree		Total	Weighted Average
2	27.78%	5	55.56%	10	18	4.33
1	50.00%	9	38.89%	7	18	4.22
3	33.33%	6	44.44%	8	18	4.17
2	33.33%	6	44.44%	8	18	4.11
3	29.41%	5	47.06%	8	17	4.18
2	29.41%	5	47.06%	8	17	4.12
2	27.78%	5	50.00%	9	18	4.17
1	38.89%	7	44.44%	8	18	4.17
1	27.78%	5	55.56%	10	18	4.28
1	17.65%	3	64.71%	11	17	4.35
1	29.41%	5	58.82%	10	17	4.41
Answered					18	
Skipped					0	

Copy of Employee Values - 2021 Q3

Employee Values Survey

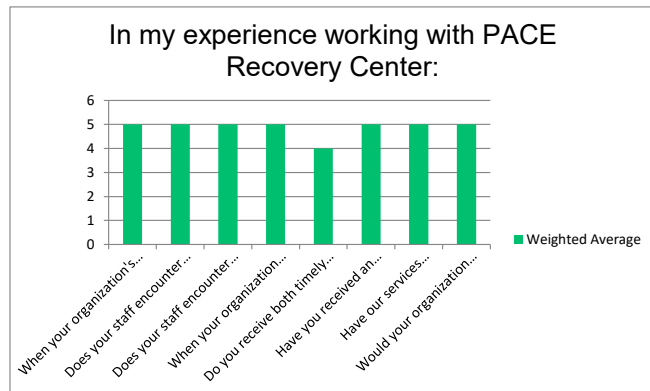
	Strongly Disagree		Disagree		Neither Disagree Nor Agree		Agree		Strongly Agree		Total	Weighted Average
I like coming to work each morning.	0.00%	0	9.09%	1	0.00%	0	27.27%	3	63.64%	7	11	4.45
I feel that employees are recognized as individuals.	0.00%	0	8.33%	1	8.33%	1	25.00%	3	58.33%	7	12	4.33
The company clearly communicates its goals and strategies to me.	9.09%	1	0.00%	0	9.09%	1	27.27%	3	54.55%	6	11	4.18
I receive enough opportunity to interact with other employees on a frequent basis.	0.00%	0	10.00%	1	10.00%	1	20.00%	2	60.00%	6	10	4.3
I have a clear path for career advancement.	0.00%	0	8.33%	1	8.33%	1	25.00%	3	58.33%	7	12	4.33
My job requirements are clear.	8.33%	1	0.00%	0	8.33%	1	25.00%	3	58.33%	7	12	4.25
I feel proud to tell people where I work.	0.00%	0	8.33%	1	8.33%	1	25.00%	3	58.33%	7	12	4.33
My immediate manager inspires me.	0.00%	0	8.33%	1	8.33%	1	25.00%	3	58.33%	7	12	4.33
I have the tools I need to do my job effectively.	0.00%	0	8.33%	1	8.33%	1	25.00%	3	58.33%	7	12	4.33
I have enough opportunities to contribute to decisions that affect me.	0.00%	0	9.09%	1	9.09%	1	27.27%	3	54.55%	6	11	4.27
I understand how my role contributes to achieving business outcomes.	10.00%	1	0.00%	0	10.00%	1	20.00%	2	60.00%	6	10	4.2
I trust the information I receive from my immediate manager.	9.09%	1	0.00%	0	0.00%	0	27.27%	3	63.64%	7	11	4.36
I understand my benefit options.	0.00%	0	0.00%	0	0.00%	0	0.00%	0	0.00%	0	0	0
I know where to find information about my benefits.	0.00%	0	0.00%	0	0.00%	0	0.00%	0	0.00%	0	0	0
I know whom to call if I have questions about my benefits.	0.00%	0	0.00%	0	0.00%	0	0.00%	0	0.00%	0	0	0
Overall I'm satisfied with my job.	8.33%	1	0.00%	0	8.33%	1	25.00%	3	58.33%	7	12	4.25
I feel valued for the work I do.	0.00%	0	8.33%	1	8.33%	1	25.00%	3	58.33%	7	12	4.33
I feel that I help our clients.	0.00%	0	0.00%	0	8.33%	1	33.33%	4	58.33%	7	12	4.5
											Answered	12
											Skipped	0



Copy of Referral Source Survey

In my experience working with PACE Recovery Center:

	Never		Seldom		Neutral		Most of the Time		Always		Total	Weighted Average
When your organization's staff communicates with and/or visits PACE Recovery Center:	0.00%	0	0.00%	0	0.00%	0	0.00%	0	100.00%	1	1	5
Does your staff encounter inappropriate delays when they contact our facility?	0.00%	0	0.00%	0	0.00%	0	0.00%	0	100.00%	1	1	5
Does your staff encounter inappropriate delays when they call our fax line?	0.00%	0	0.00%	0	0.00%	0	0.00%	0	100.00%	1	1	5
When your organization refers clients to PACE Recovery Center are they given the appropriate information?	0.00%	0	0.00%	0	0.00%	0	0.00%	0	100.00%	1	1	5
Do you receive both timely and adequate document support for your referrals?	0.00%	0	0.00%	0	0.00%	0	100.00%	1	0.00%	0	1	4
Have you received an adequate level of communication from our Center?	0.00%	0	0.00%	0	0.00%	0	0.00%	0	100.00%	1	1	5
Have our services improved the quality of life of clients your organization serves?	0.00%	0	0.00%	0	0.00%	0	0.00%	0	100.00%	1	1	5
Would your organization recommend our services to another referral source?	0.00%	0	0.00%	0	0.00%	0	0.00%	0	100.00%	1	1	5
											Answered	1
											Skipped	0



Copy of Referral Source Survey

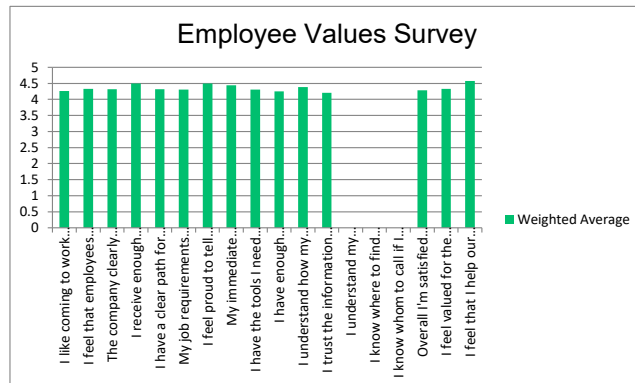
Do you have additional comments?

Answered	0
Skipped	1

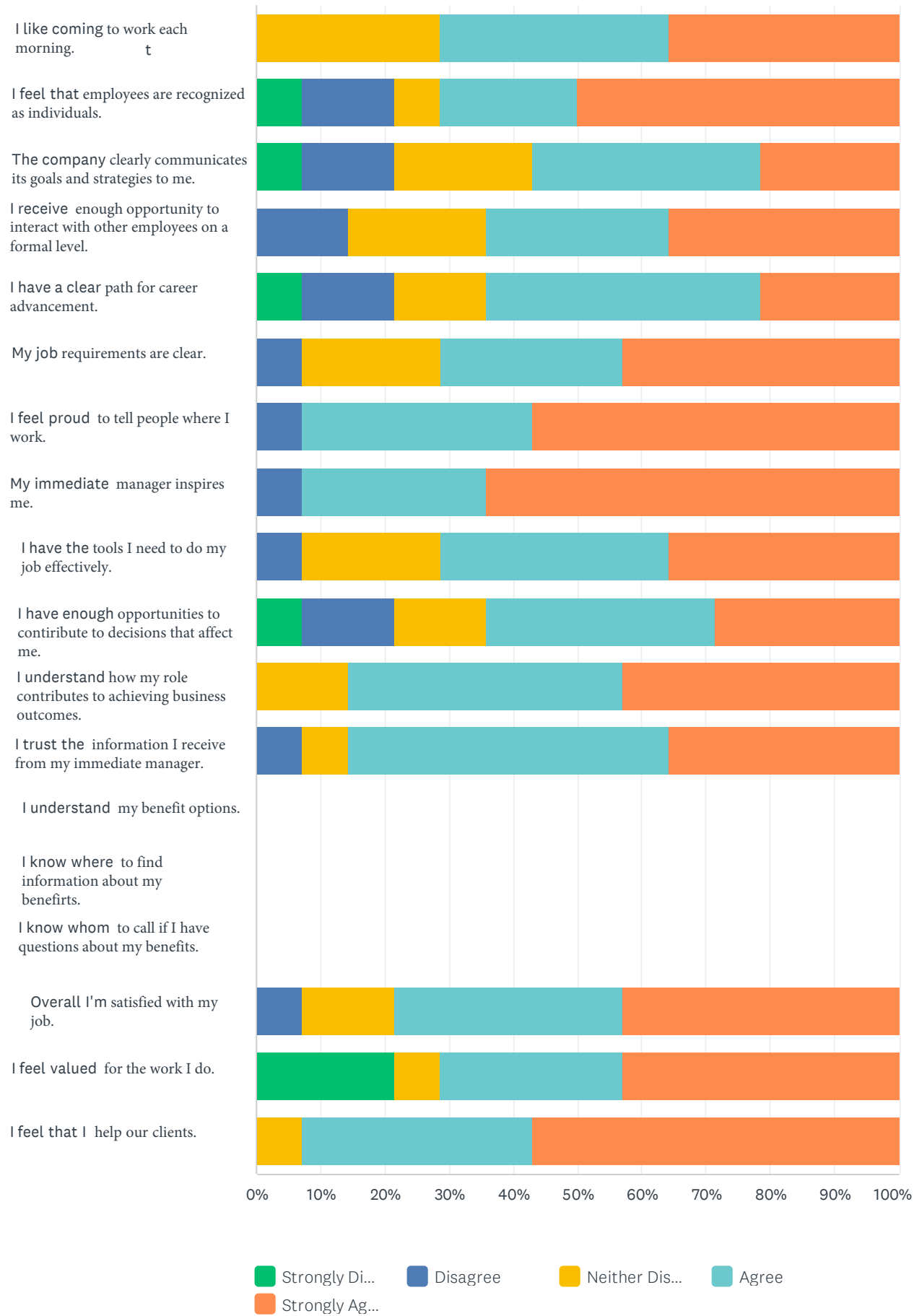
Copy of Employee Values - 2022 Q1

Employee Values Survey

	Strongly Disagree		Disagree		Neither Disagree Nor Agree		Agree		Strongly Agree		Total	Weighted Average
I like coming to work each morning.	5.26%	1	5.26%	1	10.53%	2	15.79%	3	63.16%	12	19	4.26
I feel that employees are recognized as individuals.	0.00%	0	5.56%	1	16.67%	3	16.67%	3	61.11%	11	18	4.33
The company clearly communicates its goals and strategies to me.	0.00%	0	10.53%	2	10.53%	2	15.79%	3	63.16%	12	19	4.32
I receive enough opportunity to interact with other employees on a frequent basis.	0.00%	0	0.00%	0	18.75%	3	12.50%	2	68.75%	11	16	4.5
I have a clear path for career advancement.	0.00%	0	10.53%	2	10.53%	2	15.79%	3	63.16%	12	19	4.32
My job requirements are clear.	0.00%	0	6.25%	1	18.75%	3	12.50%	2	62.50%	10	16	4.31
I feel proud to tell people where I work.	0.00%	0	5.56%	1	5.56%	1	22.22%	4	66.67%	12	18	4.5
My immediate manager inspires me.	0.00%	0	5.56%	1	11.11%	2	16.67%	3	66.67%	12	18	4.44
I have the tools I need to do my job effectively.	0.00%	0	6.25%	1	12.50%	2	25.00%	4	56.25%	9	16	4.31
I have enough opportunities to contribute to decisions that affect me.	6.25%	1	0.00%	0	18.75%	3	12.50%	2	62.50%	10	16	4.25
I understand how my role contributes to achieving business outcomes.	5.56%	1	0.00%	0	11.11%	2	16.67%	3	66.67%	12	18	4.39
I trust the information I receive from my immediate manager.	10.53%	2	0.00%	0	10.53%	2	15.79%	3	63.16%	12	19	4.21
I understand my benefit options.	0.00%	0	0.00%	0	0.00%	0	0.00%	0	0.00%	0	0	0
I know where to find information about my benefits.	0.00%	0	0.00%	0	0.00%	0	0.00%	0	0.00%	0	0	0
I know whom to call if I have questions about my benefits.	0.00%	0	0.00%	0	0.00%	0	0.00%	0	0.00%	0	0	0
Overall I'm satisfied with my job.	5.56%	1	0.00%	0	16.67%	3	16.67%	3	61.11%	11	18	4.28
I feel valued for the work I do.	5.56%	1	0.00%	0	11.11%	2	22.22%	4	61.11%	11	18	4.33
I feel that I help our clients.	0.00%	0	0.00%	0	10.53%	2	21.05%	4	68.42%	13	19	4.58
Answered											19	
Skipped											0	



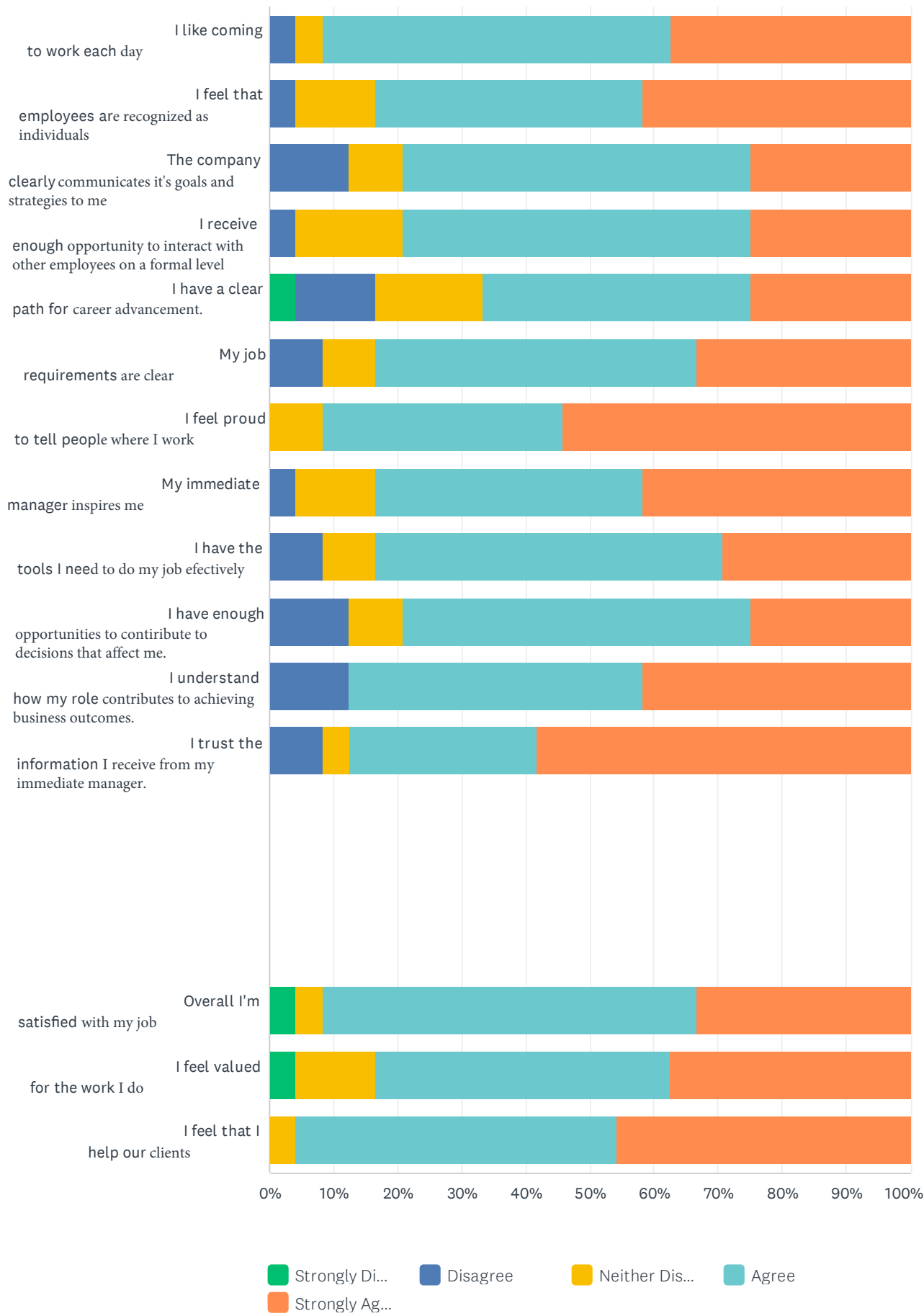
Employee Values



Q1 Employee Values Survey

Answered: 24 Skipped: 0

Employee Values



Q1 I am currently sober

Answered: 21 Skipped: 0

I am currently Sober



0% 10% 20% 30% 40% 50% 60% 70% 80% 90% 100%

Yes No

I am currently in a relationship



I am currently employed



0% 10% 20% 30% 40% 50% 60% 70% 80% 90% 100%

I am currently in school



Where are you living?

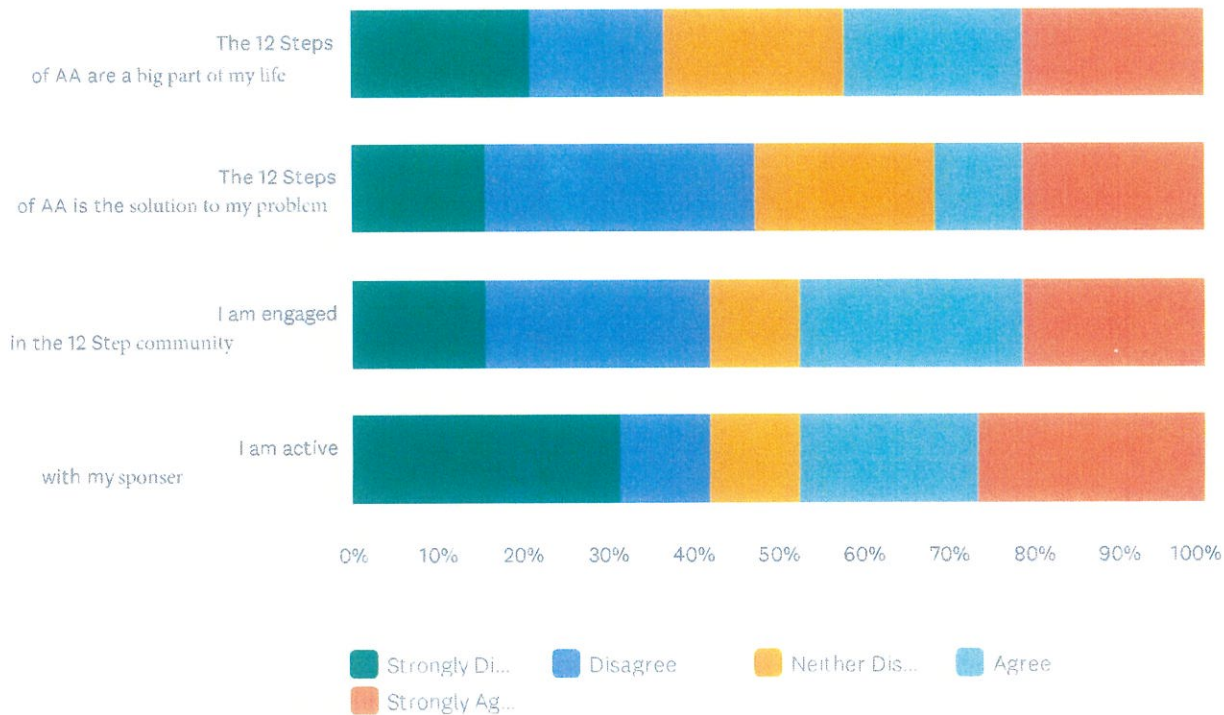


0% 10% 20% 30% 40% 50% 60% 70% 80% 90% 100%

at home with family my own place student housing

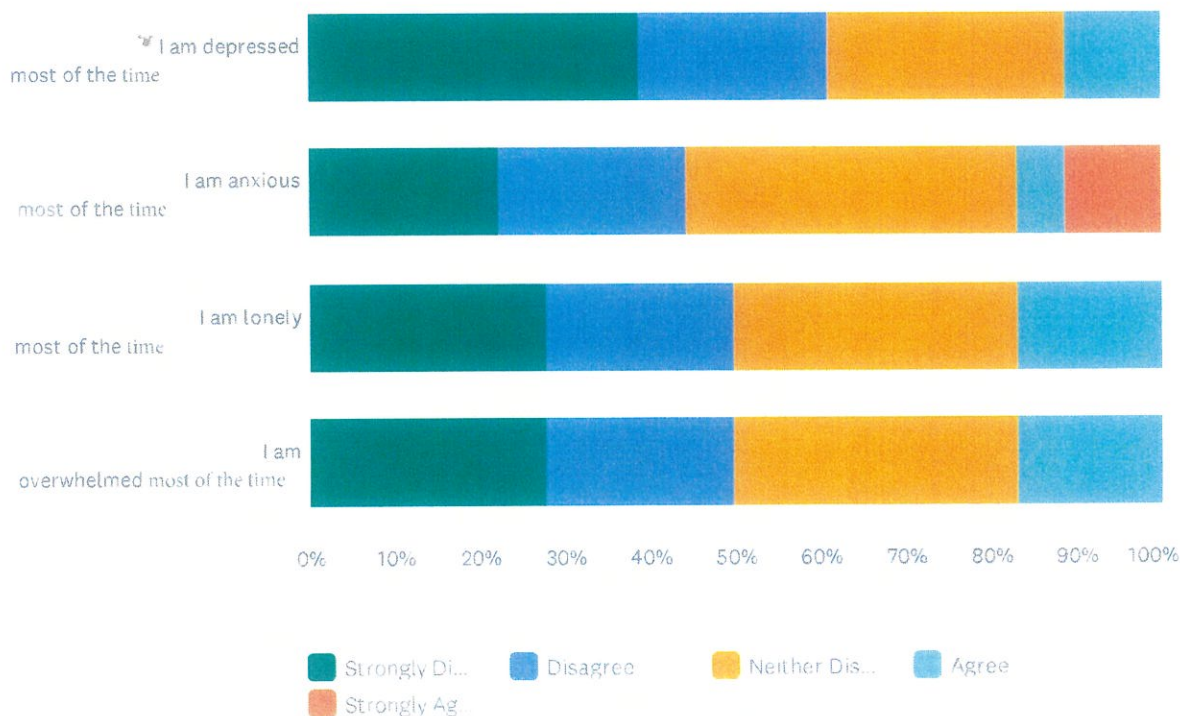
Q6 12 step program

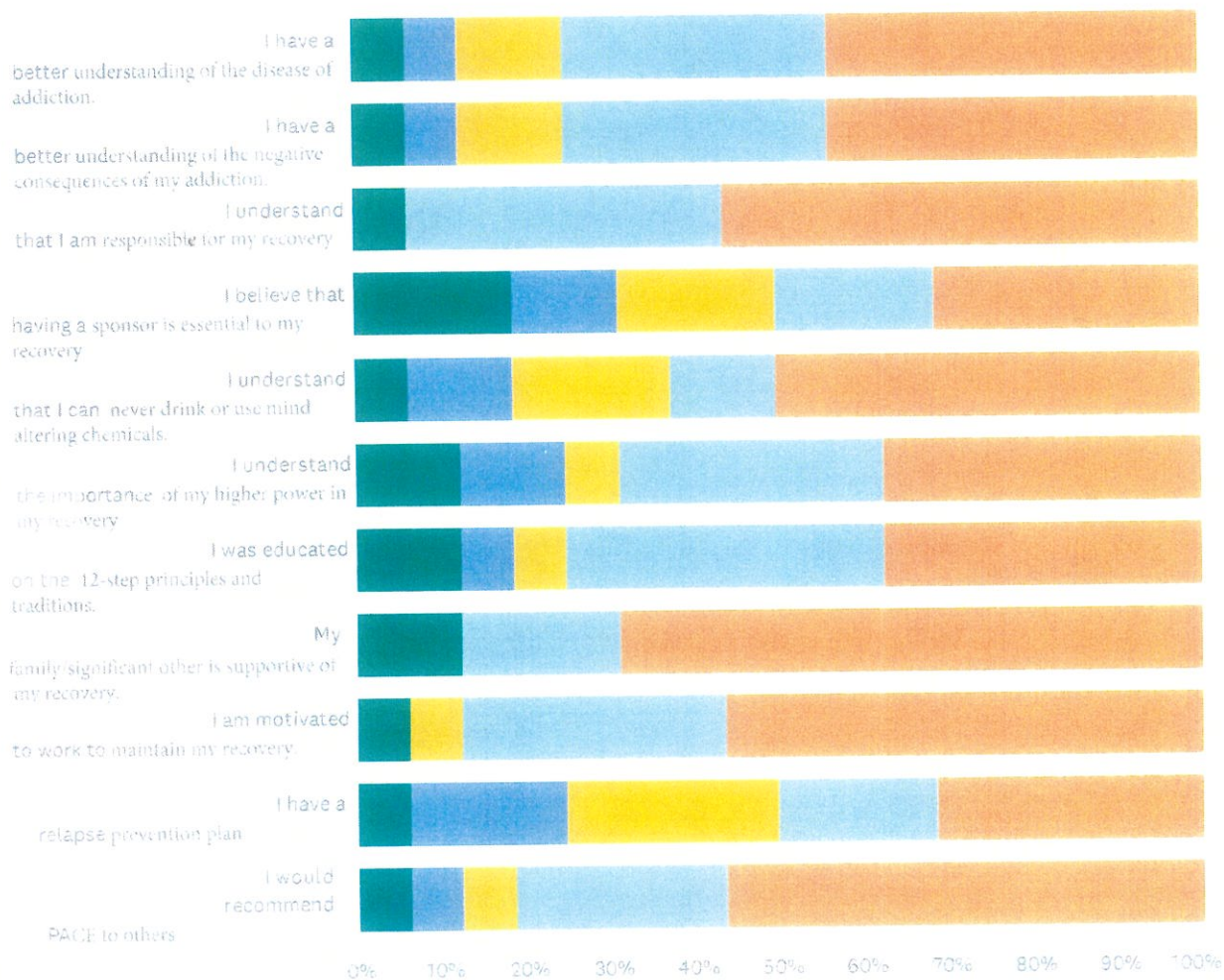
Answered: 19 Skipped: 2



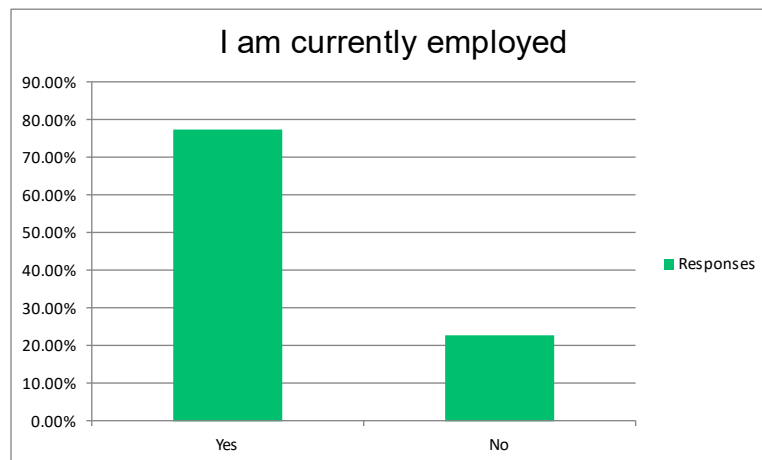
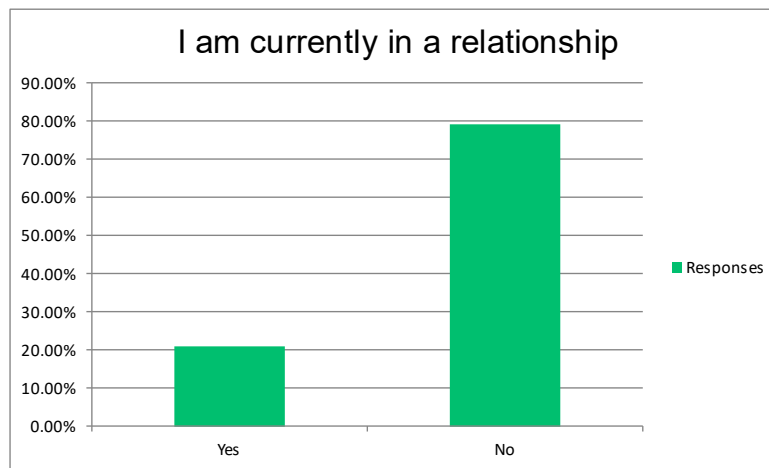
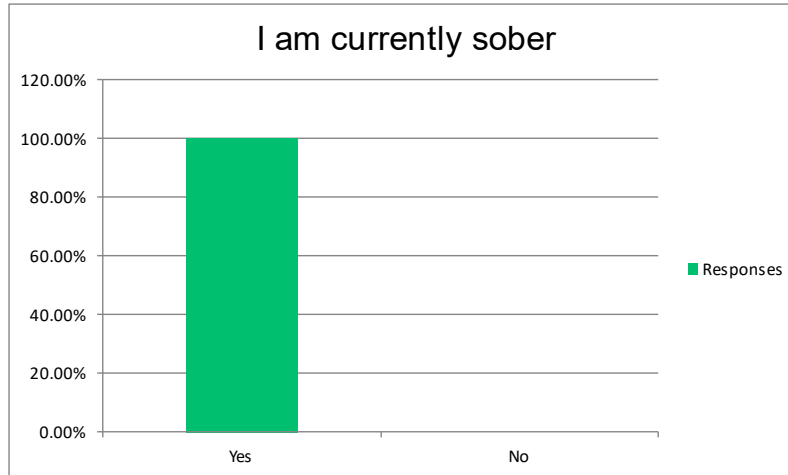
Q7 Quality of life

Answered: 18 Skipped: 3

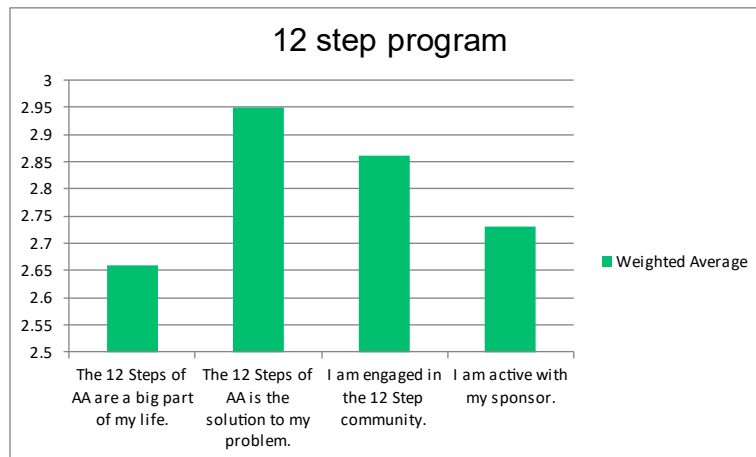
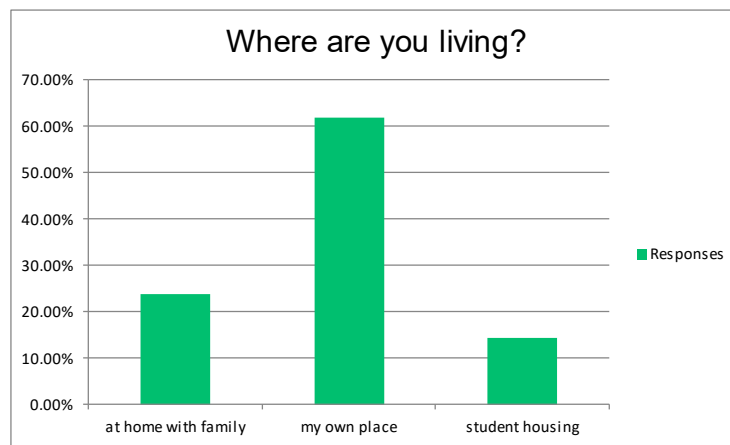
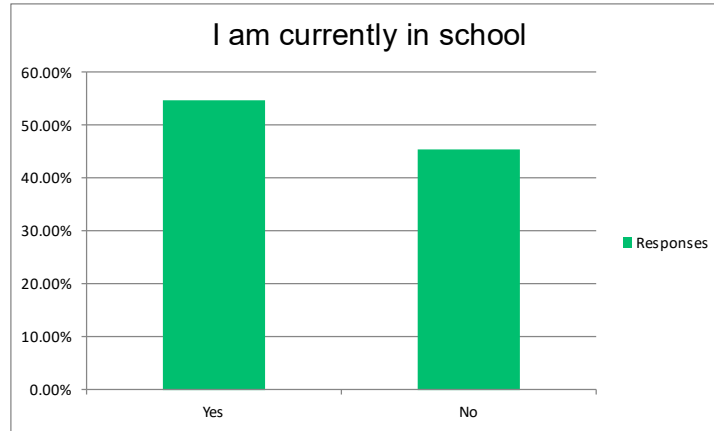




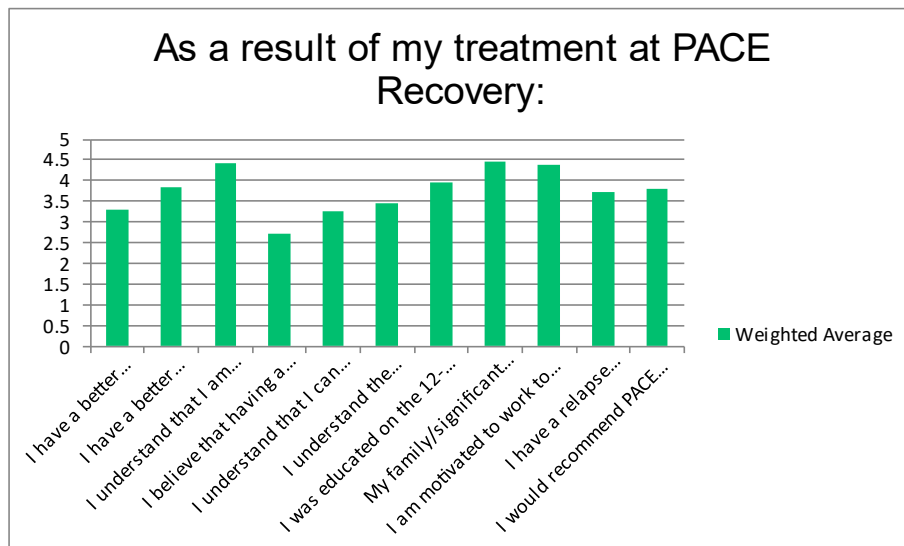
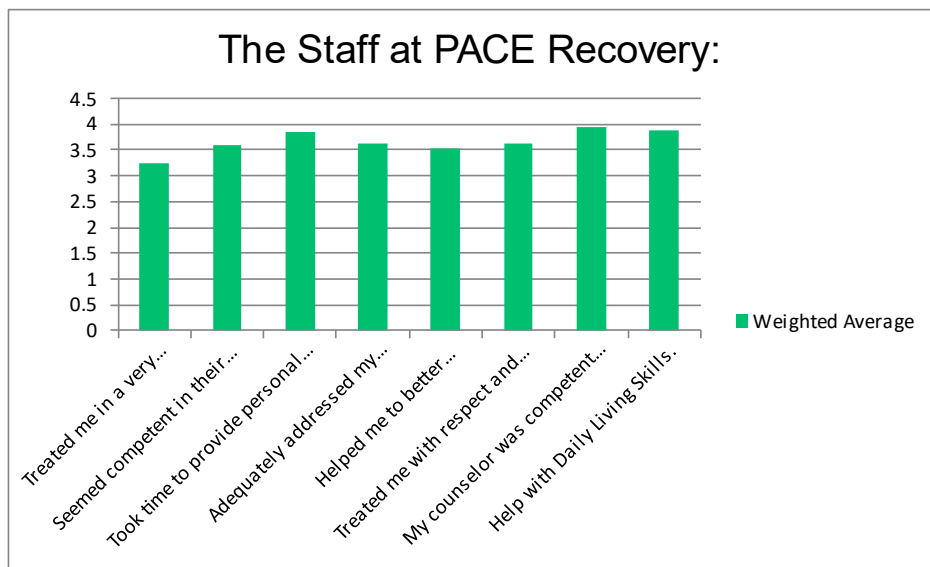
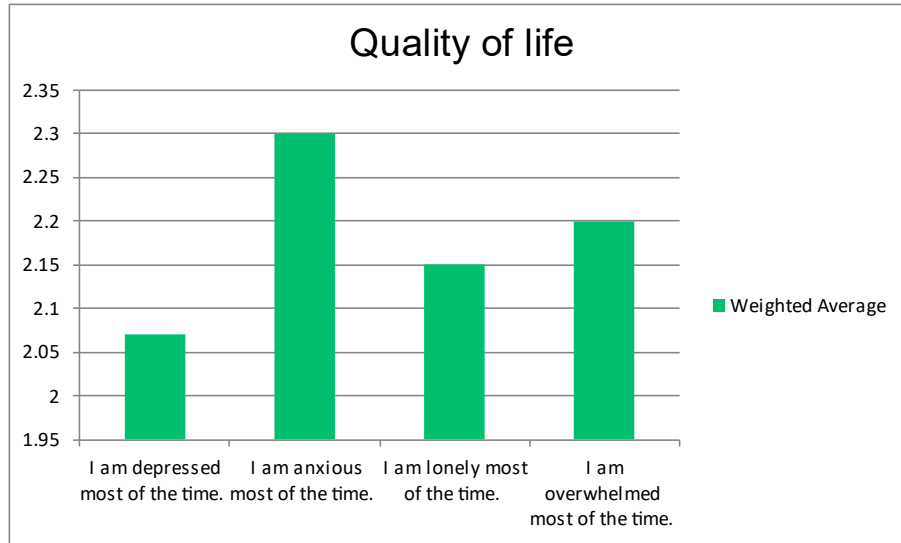
Outpatient Alumni Survey Q2



Outpatient Alumni Survey Q2



Outpatient Alumni Survey Q2



PACE Outpatient/Alumni Survey

Are you still currently sober? If so how much time do you have?

Answered 19

Skipped 0

PACE Outpatient/Alumni Survey

Are you currently in a relationship?

Answered 19

Skipped 0

PACE Outpatient/Alumni Survey

Are you employed or in school?

Answered 19

Skipped 0

PACE Outpatient/Alumni Survey

Where are you currently living?

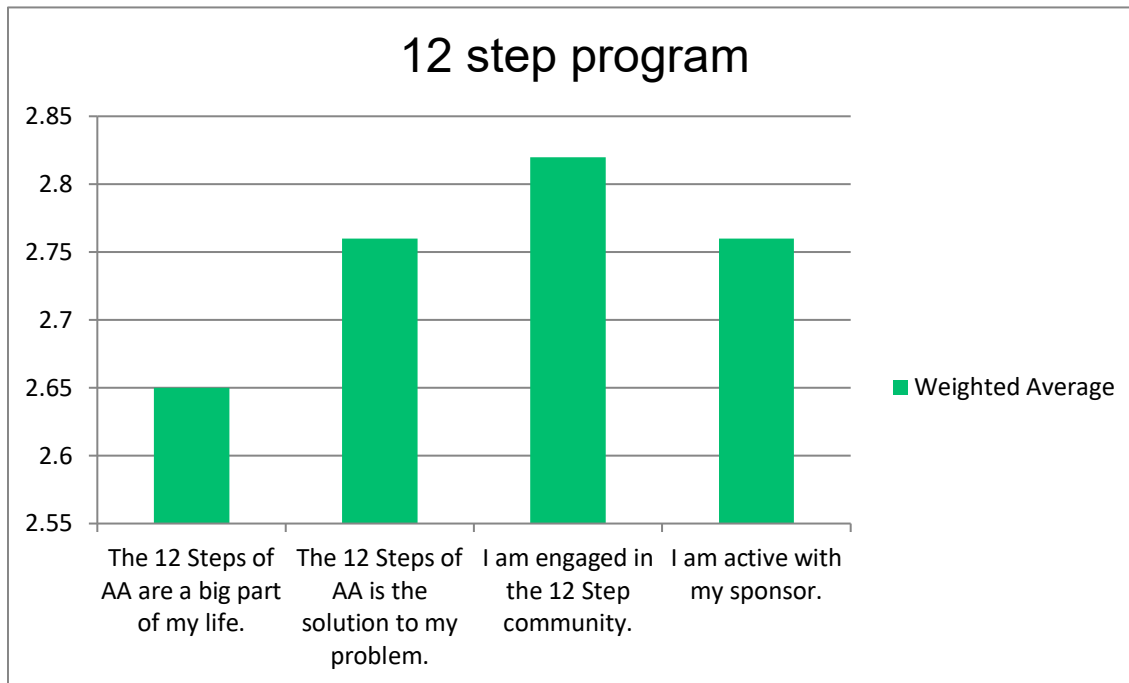
Answered 19

Skipped 0

PACE Outpatient/Alumni Survey

12 step program

	Strongly Disagree		Disa
The 12 Steps of AA are a big part of my life.	17.65%	3	29.41%
The 12 Steps of AA is the solution to my problem.	17.65%	3	29.41%
I am engaged in the 12 Step community.	17.65%	3	23.53%
I am active with my sponsor.	23.53%	4	29.41%



gree	Neither Disagree Nor Agree		Agree		Strongly Agree	
	5	29.41%	5	17.65%	3	5.88%
	5	23.53%	4	17.65%	3	11.76%
	4	29.41%	5	17.65%	3	11.76%
	5	5.88%	1	29.41%	5	11.76%

Total	Weighted Average
17	2.65
17	2.76
17	2.82
17	2.76
Answered	17
Skipped	2

PACE Outpatient/Alumni Survey

What, if anything, would you change about PACE Programing?

Answered 15

Skipped 4

PACE Outpatient/Alumni Survey

What, if anything, would you change about OP/Alumni support, and programming?

Answered 15

Skipped 4

?

PACE Outpatient/Alumni Survey

Quality of life

	Strongly Disagree		Disagree	
I am depressed most of the time.	23.53%	4	58.82%	10
I am anxious most of the time.	17.65%	3	58.82%	10
I am lonely most of the time.	29.41%	5	23.53%	4
I am overwhelmed most of the time.	23.53%	4	58.82%	10



Neither Disagree Nor Agree		Agree		Strongly Agree		Total
11.76%	2	5.88%	1	0.00%	0	17
23.53%	4	0.00%	0	0.00%	0	17
23.53%	4	23.53%	4	0.00%	0	17
5.88%	1	11.76%	2	0.00%	0	17

Answered
Skipped

Weighted Average

2

2.06

2.41

2.06

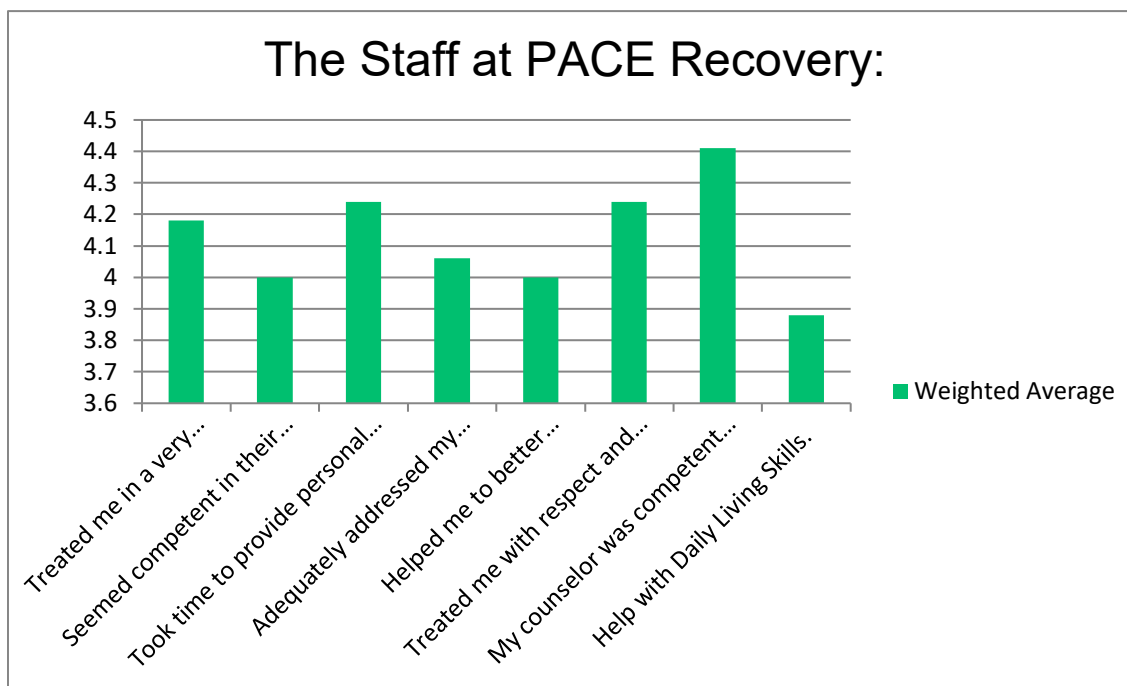
17

2

PACE Outpatient/Alumni Survey

The Staff at PACE Recovery:

	Strongly Disagree	
Treated me in a very professional manner.	5.88%	1
Seemed competent in their areas of specialty	5.88%	1
Took time to provide personal help when I needed it.	5.88%	1
Adequately addressed my health and medical concerns.	5.88%	1
Helped me to better understand the treatment process.	5.88%	1
Treated me with respect and dignity.	5.88%	1
My counselor was competent and knowledgeable of the disease of	5.88%	1
Help with Daily Living Skills.	0.00%	0



Disagree	Neither Disagree Nor Agree		Agree		Strongly
0.00%	0	11.76%	2	35.29%	6 47.06%
0.00%	0	5.88%	1	64.71%	11 23.53%
0.00%	0	0.00%	0	52.94%	9 41.18%
0.00%	0	11.76%	2	47.06%	8 35.29%
0.00%	0	11.76%	2	52.94%	9 29.41%
0.00%	0	5.88%	1	41.18%	7 47.06%
0.00%	0	0.00%	0	35.29%	6 58.82%
17.65%	3	5.88%	1	47.06%	8 29.41%

Agree	Total	Weighted Average
8	17	4.18
4	17	4
7	17	4.24
6	17	4.06
5	17	4
8	17	4.24
10	17	4.41
5	17	3.88
Answered	17	
Skipped	2	

PACE Outpatient/Alumni Survey

What, if anything, would you change about your experience with the Clinical and N

Answered 12

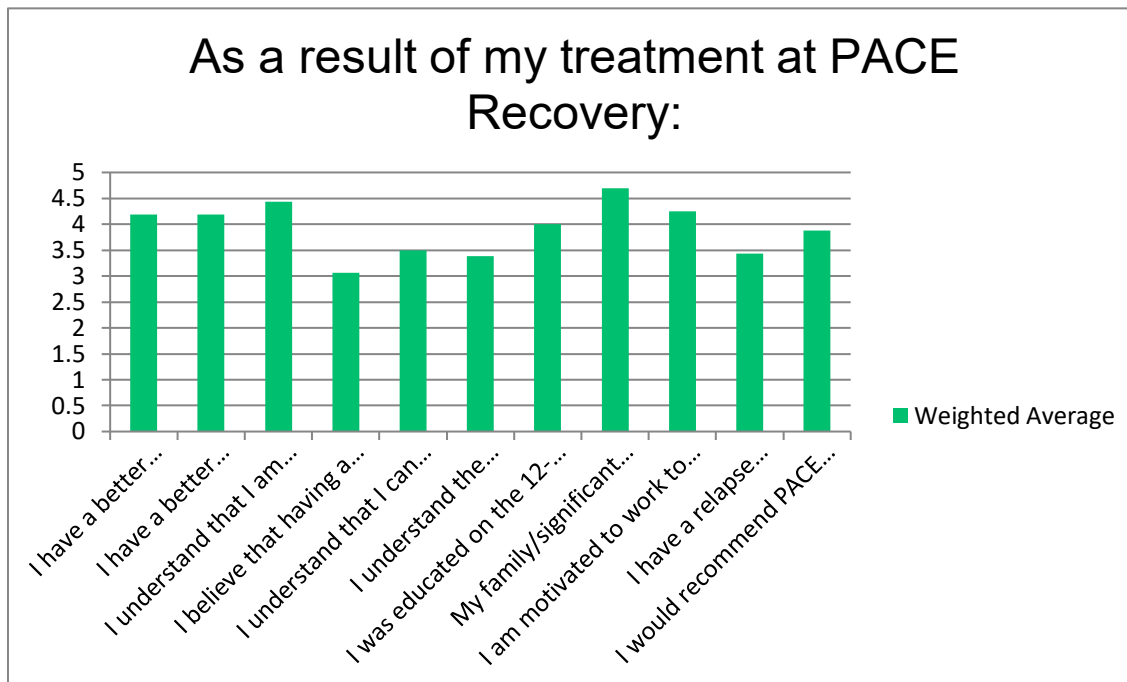
Skipped 7

Medical Services?

PACE Outpatient/Alumni Survey

As a result of my treatment at PACE Recovery:

	Strongly Disagree	
I have a better understanding of the disease of addiction.	0.00%	0
I have a better understanding of the negative consequences of my	0.00%	0
I understand that I am responsible for my recovery.	0.00%	0
I believe that having a sponsor is essential to my recovery.	12.50%	2
I understand that I can never drink or use mind altering chemicals.	12.50%	2
I understand the importance of my higher power in my recovery.	12.50%	2
I was educated on the 12-step principles and traditions.	6.25%	1
My family/significant other is supportive of my recovery.	0.00%	0
I am motivated to work to maintain my recovery.	0.00%	0
I have a relapse prevention plan.	6.25%	1
I would recommend PACE Recovery to others.	12.50%	2



Disagree	Neither Disagree Nor Agree			Agree		Strongly
6.25%	1	0.00%	0	62.50%	10	31.25%
6.25%	1	0.00%	0	62.50%	10	31.25%
0.00%	0	0.00%	0	56.25%	9	43.75%
12.50%	2	43.75%	7	18.75%	3	12.50%
6.25%	1	18.75%	3	43.75%	7	18.75%
12.50%	2	25.00%	4	25.00%	4	25.00%
0.00%	0	0.00%	0	75.00%	12	18.75%
0.00%	0	0.00%	0	31.25%	5	68.75%
0.00%	0	6.25%	1	62.50%	10	31.25%
6.25%	1	25.00%	4	62.50%	10	0.00%
0.00%	0	6.25%	1	50.00%	8	31.25%

Agree	Total	Weighted Average
5	16	4.19
5	16	4.19
7	16	4.44
2	16	3.06
3	16	3.5
4	16	3.38
3	16	4
11	16	4.69
5	16	4.25
0	16	3.44
5	16	3.88
Answered		16
Skipped		3

PACE Outpatient/Alumni Survey Q1

Are you still currently sober? If so how much time do you have?

Answered 19

Skipped 0

PACE Outpatient/Alumni Survey

Are you currently in a relationship?

Answered 19

Skipped 0

PACE Outpatient/Alumni Survey

Are you employed or in school?

Answered 19

Skipped 0

PACE Outpatient/Alumni Survey

Where are you currently living?

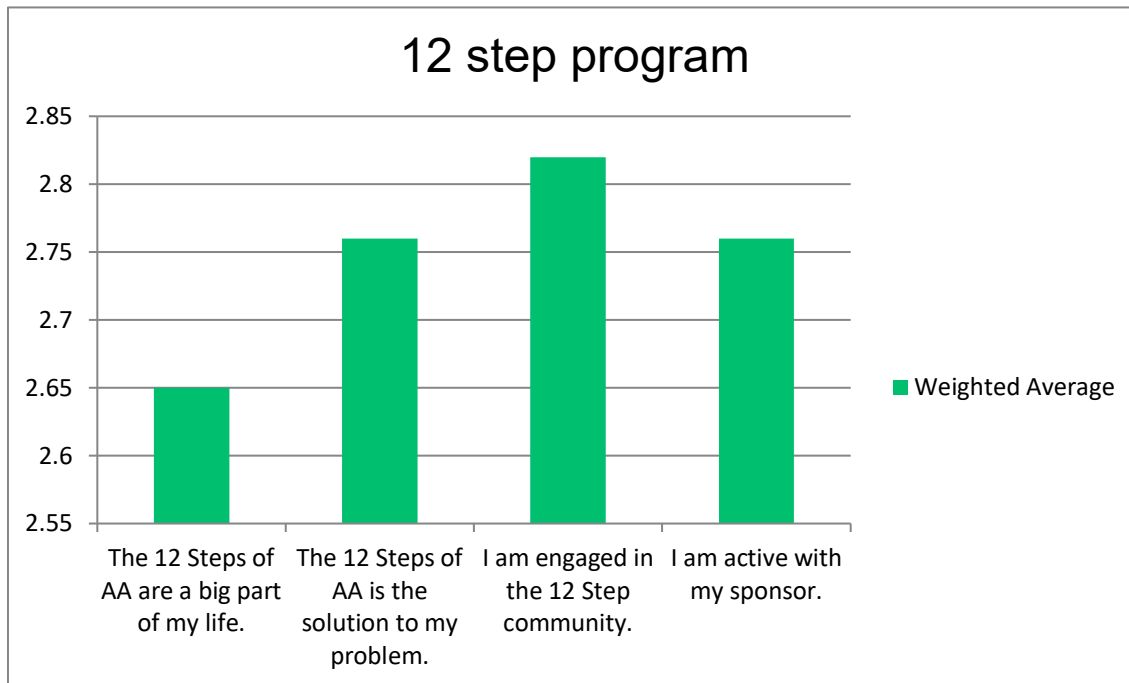
Answered 19

Skipped 0

PACE Outpatient/Alumni Survey

12 step program

	Strongly Disagree		Disa
The 12 Steps of AA are a big part of my life.	17.65%	3	29.41%
The 12 Steps of AA is the solution to my problem.	17.65%	3	29.41%
I am engaged in the 12 Step community.	17.65%	3	23.53%
I am active with my sponsor.	23.53%	4	29.41%



gree	Neither Disagree Nor Agree		Agree		Strongly Agree	
	5	29.41%	5	17.65%	3	5.88%
	5	23.53%	4	17.65%	3	11.76%
	4	29.41%	5	17.65%	3	11.76%
	5	5.88%	1	29.41%	5	11.76%

Total	Weighted Average
17	2.65
17	2.76
17	2.82
17	2.76
Answered	17
Skipped	2

PACE Outpatient/Alumni Survey

What, if anything, would you change about PACE Programing?

Answered 15

Skipped 4

PACE Outpatient/Alumni Survey

What, if anything, would you change about OP/Alumni support, and programming?

Answered 15

Skipped 4

?

PACE Outpatient/Alumni Survey

Quality of life

	Strongly Disagree		Disagree	
I am depressed most of the time.	23.53%	4	58.82%	10
I am anxious most of the time.	17.65%	3	58.82%	10
I am lonely most of the time.	29.41%	5	23.53%	4
I am overwhelmed most of the time.	23.53%	4	58.82%	10



Neither Disagree Nor Agree		Agree		Strongly Agree		Total
11.76%	2	5.88%	1	0.00%	0	17
23.53%	4	0.00%	0	0.00%	0	17
23.53%	4	23.53%	4	0.00%	0	17
5.88%	1	11.76%	2	0.00%	0	17

Answered
Skipped

Weighted Average

2

2.06

2.41

2.06

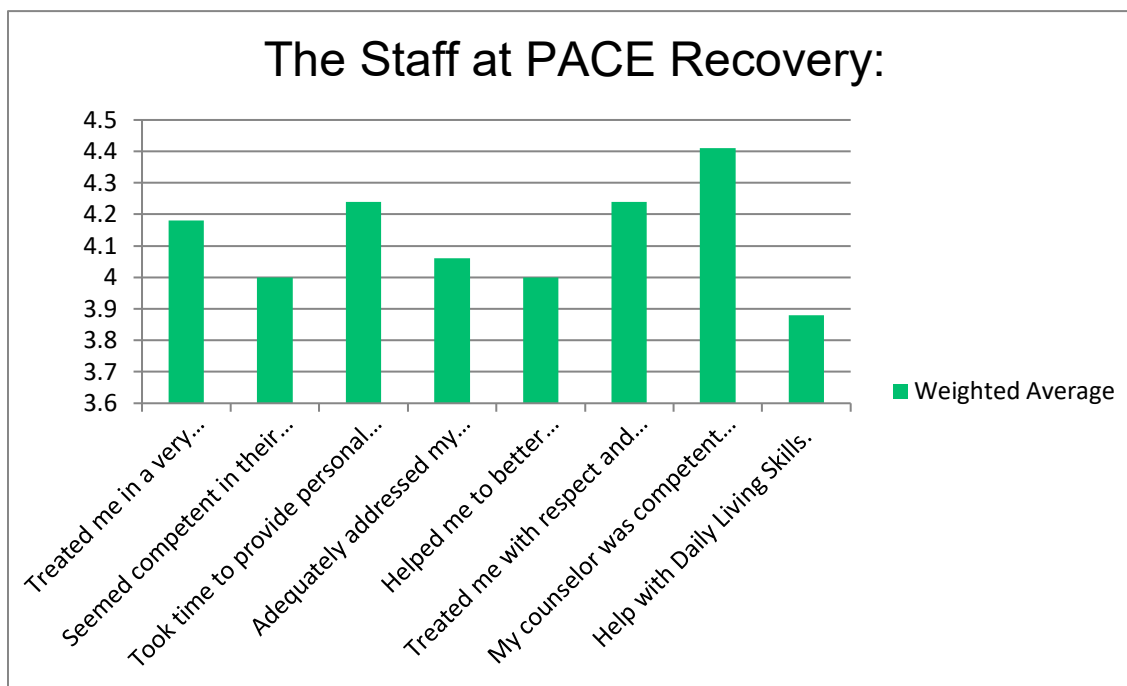
17

2

PACE Outpatient/Alumni Survey

The Staff at PACE Recovery:

	Strongly Disagree	
Treated me in a very professional manner.	5.88%	1
Seemed competent in their areas of specialty	5.88%	1
Took time to provide personal help when I needed it.	5.88%	1
Adequately addressed my health and medical concerns.	5.88%	1
Helped me to better understand the treatment process.	5.88%	1
Treated me with respect and dignity.	5.88%	1
My counselor was competent and knowledgeable of the disease of	5.88%	1
Help with Daily Living Skills.	0.00%	0



Disagree	Neither Disagree Nor Agree			Agree		Strongly
0.00%	0	11.76%	2	35.29%	6	47.06%
0.00%	0	5.88%	1	64.71%	11	23.53%
0.00%	0	0.00%	0	52.94%	9	41.18%
0.00%	0	11.76%	2	47.06%	8	35.29%
0.00%	0	11.76%	2	52.94%	9	29.41%
0.00%	0	5.88%	1	41.18%	7	47.06%
0.00%	0	0.00%	0	35.29%	6	58.82%
17.65%	3	5.88%	1	47.06%	8	29.41%

Agree	Total	Weighted Average
8	17	4.18
4	17	4
7	17	4.24
6	17	4.06
5	17	4
8	17	4.24
10	17	4.41
5	17	3.88
Answered	17	
Skipped	2	

PACE Outpatient/Alumni Survey

What, if anything, would you change about your experience with the Clinical and N

Answered 12

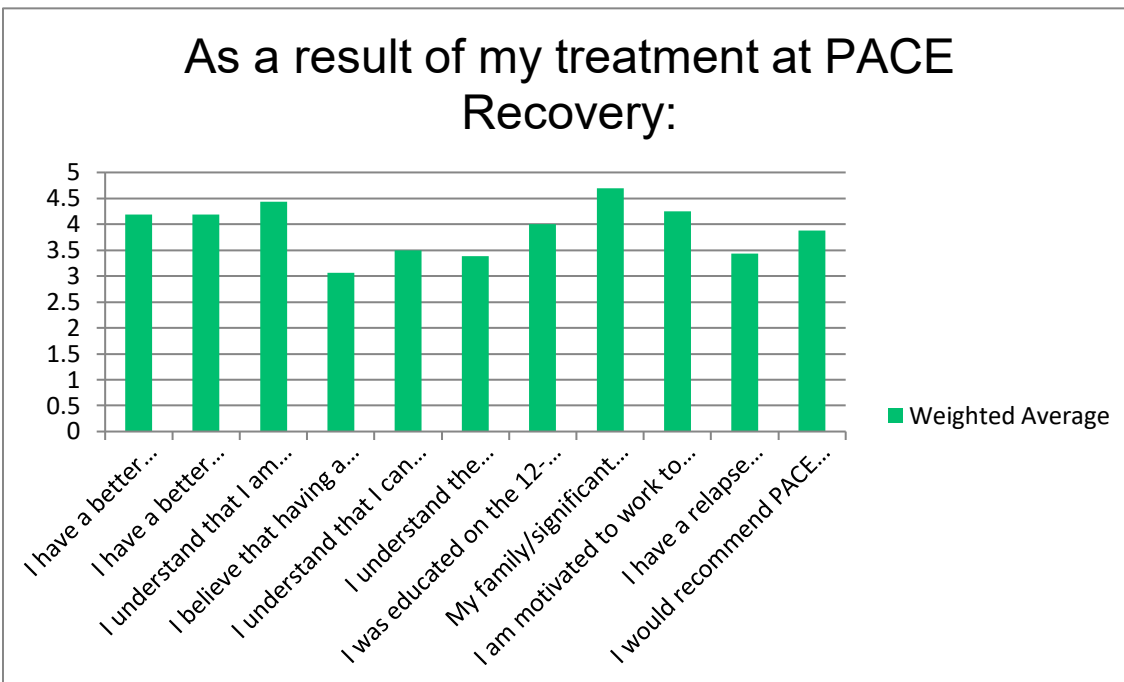
Skipped 7

Medical Services?

PACE Outpatient/Alumni Survey

As a result of my treatment at PACE Recovery:

	Strongly Disagree	
I have a better understanding of the disease of addiction.	0.00%	0
I have a better understanding of the negative consequences of my	0.00%	0
I understand that I am responsible for my recovery.	0.00%	0
I believe that having a sponsor is essential to my recovery.	12.50%	2
I understand that I can never drink or use mind altering chemicals.	12.50%	2
I understand the importance of my higher power in my recovery.	12.50%	2
I was educated on the 12-step principles and traditions.	6.25%	1
My family/significant other is supportive of my recovery.	0.00%	0
I am motivated to work to maintain my recovery.	0.00%	0
I have a relapse prevention plan.	6.25%	1
I would recommend PACE Recovery to others.	12.50%	2



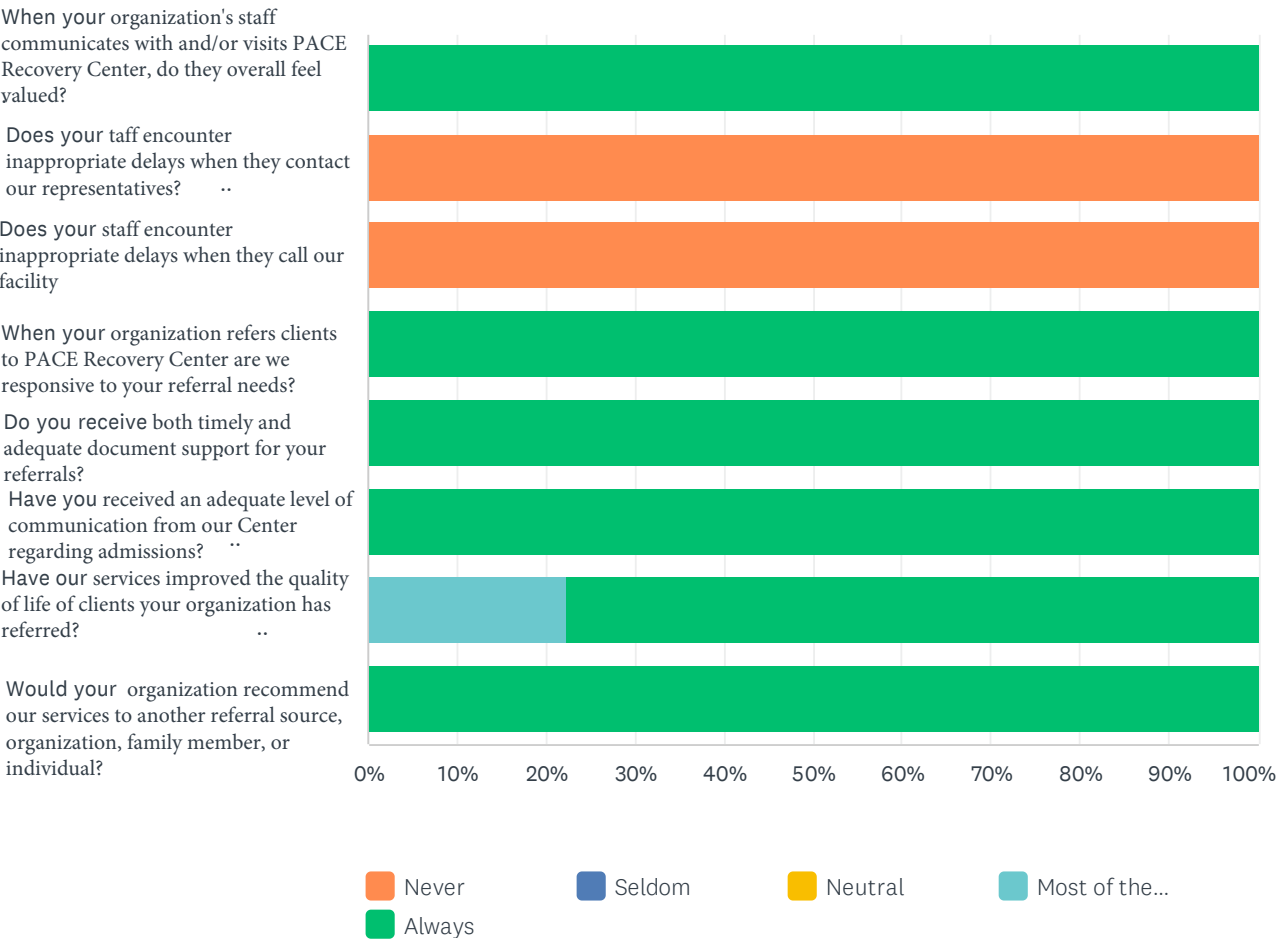
Disagree	Neither Disagree Nor Agree			Agree		Strongly
6.25%	1	0.00%	0	62.50%	10	31.25%
6.25%	1	0.00%	0	62.50%	10	31.25%
0.00%	0	0.00%	0	56.25%	9	43.75%
12.50%	2	43.75%	7	18.75%	3	12.50%
6.25%	1	18.75%	3	43.75%	7	18.75%
12.50%	2	25.00%	4	25.00%	4	25.00%
0.00%	0	0.00%	0	75.00%	12	18.75%
0.00%	0	0.00%	0	31.25%	5	68.75%
0.00%	0	6.25%	1	62.50%	10	31.25%
6.25%	1	25.00%	4	62.50%	10	0.00%
0.00%	0	6.25%	1	50.00%	8	31.25%

Agree	Total	Weighted Average
5	16	4.19
5	16	4.19
7	16	4.44
2	16	3.06
3	16	3.5
4	16	3.38
3	16	4
11	16	4.69
5	16	4.25
0	16	3.44
5	16	3.88
Answered		16
Skipped		3

Referral Source Survey

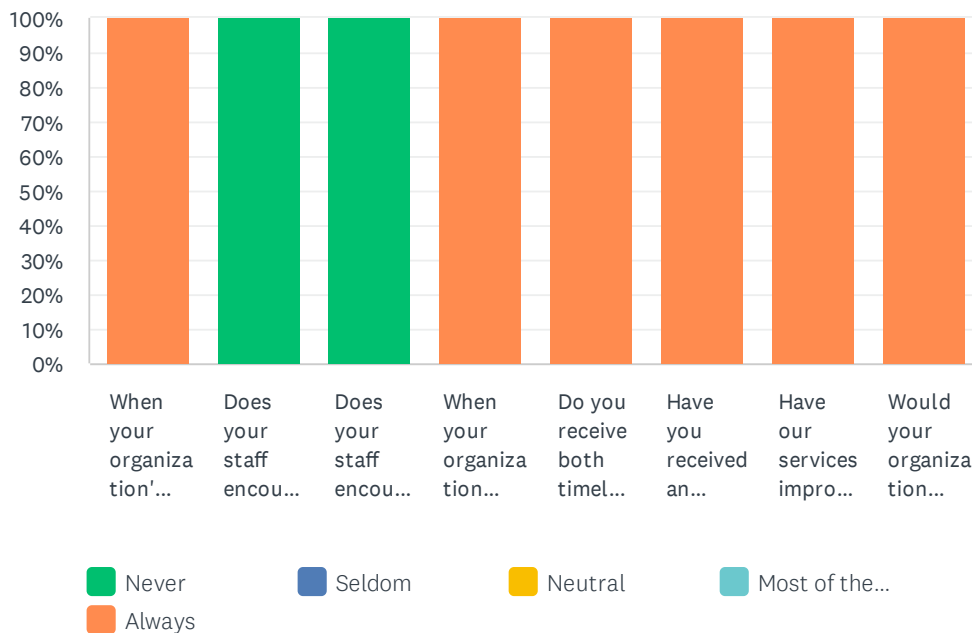
Q1 In my experience working with PACE Recovery Center:

Answered: 9 Skipped: 0



Q1 In my experience working with PACE Recovery Center:

Answered: 3 Skipped: 0



	NEVER	SELDOM	NEUTRAL	MOST OF THE TIME	ALWAYS	TOTAL	WEIGHTED AVERAGE
When your organization's staff communicates with and/or visits PACE Recovery Center, do they overall feel valued?	0.00% 0	0.00% 0	0.00% 0	0.00% 0	100.00% 3	3	5.00
Does your staff encounter inappropriate delays when they contact our representatives?	100.00% 3	0.00% 0	0.00% 0	0.00% 0	0.00% 0	3	1.00
Does your staff encounter inappropriate delays when they call our facility?	100.00% 3	0.00% 0	0.00% 0	0.00% 0	0.00% 0	3	1.00
When your organization refers clients to PACE Recovery Center are we responsive to your referral needs?	0.00% 0	0.00% 0	0.00% 0	0.00% 0	100.00% 3	3	5.00
Do you receive both timely and adequate document support for your referrals?	0.00% 0	0.00% 0	0.00% 0	0.00% 0	100.00% 3	3	5.00
Have you received an adequate level of communication from our Center regarding admissions?	0.00% 0	0.00% 0	0.00% 0	0.00% 0	100.00% 2	2	5.00
Have our services improved the quality of life of clients your organization has referred?	0.00% 0	0.00% 0	0.00% 0	0.00% 0	100.00% 3	3	5.00
Would your organization recommend our services to another referral source, organization, family member, or individual?	0.00% 0	0.00% 0	0.00% 0	0.00% 0	100.00% 3	3	5.00

Q2 Do you have additional comments?

Answered: 3 Skipped: 0

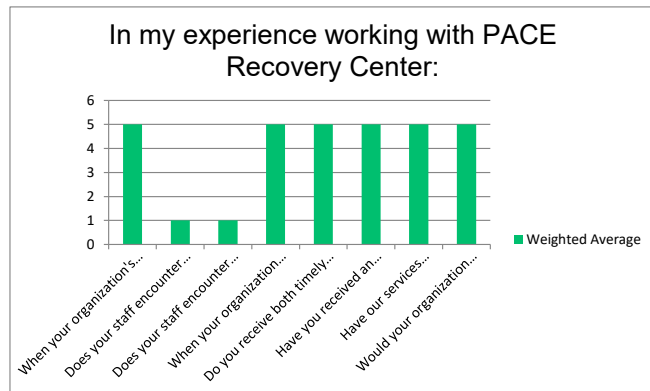
Q3 Do you have any complaints or suggestions for improvement? Please note that this survey is anonymous

Answered: 3 Skipped: 0

Copy of Referral Source Survey Q1

In my experience working with PACE Recovery Center:

	Never		Seldom		Neutral		Most of the Time		Always		Total	Weighted Average
When your organization's staff communicates with and/or visits PACE Recovery Center:	0.00%	0	0.00%	0	0.00%	0	0.00%	0	100.00%	1	1	5
Does your staff encounter inappropriate delays when they contact our facility?	100.00%	1	0.00%	0	0.00%	0	0.00%	0	0.00%	0	1	1
Does your staff encounter inappropriate delays when they call our fax line?	100.00%	1	0.00%	0	0.00%	0	0.00%	0	0.00%	0	1	1
When your organization refers clients to PACE Recovery Center are they given the appropriate information?	0.00%	0	0.00%	0	0.00%	0	0.00%	0	100.00%	1	1	5
Do you receive both timely and adequate document support for your referrals?	0.00%	0	0.00%	0	0.00%	0	0.00%	0	100.00%	1	1	5
Have you received an adequate level of communication from our Center?	0.00%	0	0.00%	0	0.00%	0	0.00%	0	100.00%	1	1	5
Have our services improved the quality of life of clients your organization serves?	0.00%	0	0.00%	0	0.00%	0	0.00%	0	100.00%	1	1	5
Would your organization recommend our services to another referral source?	0.00%	0	0.00%	0	0.00%	0	0.00%	0	100.00%	1	1	5
											Answered	1
											Skipped	0



Copy of Referral Source Survey

Do you have additional comments?

Answered	1
Skipped	0